



HISTORY  
OF THE  
AMERICAN  
OTOLOGICAL SOCIETY, INC.

1868 • 1993

SIX SCORE AND FIVE YEARS  
OF PROGRESS

PUBLISHED BY THE SOCIETY  
TO COMMEMORATE ITS ONE HUNDRED TWENTY-FIFTH ANNIVERSARY

## CONTENTS

Officers of the Centennial Year—1968 . . . . .	<i>iv</i>
Officers of the 125th Anniversary Year—1993 . . . . .	<i>v</i>
History Committee—1968 . . . . .	<i>vi</i>
History Committee—1993 . . . . .	<i>vi</i>
Foreword . . . . .	<i>vii</i>
WESLEY H. BRADLEY, M.D.	
Editor's Note . . . . .	<i>viii</i>
Foreword to the First Edition . . . . .	<i>xi</i>
EDMUND P. FOWLER, M.D.	
The Founding Fathers and the Early Decades—1868–1899 . . . . .	1
EDMUND P. FOWLER, M.D.	
The Old Order Passeth—1900–1919 . . . . .	18
MOSES H. LURIE, M.D.	
The Science of Otology, Audiometric Threshold and Above-Threshold Measurements, Research Fund of the Society (Central Bureau of Research)—1920–1939 . . . . .	21
PHILIP E. MELTZER, M.D., LAWRENCE R. BOIES, M.D.	
Sulfonamides, Penicillins, and "Mycins," Fenestration and Stapes Surgery—1940–1959 . . . . .	41
LAWRENCE R. BOIES, M.D.	
Better Understanding of Surgical Rehabilitation of Hearing, More Accurate Diagnostic Tests—1960–1967 . . . . .	52
BEN H. SENTURIA, M.D.	
Acoustic Neuroma and Skull Base Surgery, Electrical Stimulation of the Auditory System, Molecular Basis of Genetic Deafness, Beginnings of Otology–Neurotology as a Separate Specialty Under the Board—1968–1992 . . . . .	61
BRIAN F. MCCABE, M.D.	
Overview of the American Otological Society—1968–1993 . . . . .	81
WESLEY H. BRADLEY, M.D.	
The Second One Hundred Years, Musings and Dreams of Things to Come . . . . .	88
EDMUND P. FOWLER, M.D.	
Personal Memories of the Presidents . . . . .	91
Informal Photographs at Meetings—1969–1992 . . . . .	110
Award of Merit Recipients—1949–1992 . . . . .	118
Guests of Honor—1949–1992 . . . . .	118
Members of the American Otological Society, Inc. . . . .	119
Deceased Members . . . . .	124
Past Officers and Sites of Annual Meetings . . . . .	127

OFFICERS  
OF THE  
CENTENNIAL YEAR  
1968

PRESIDENT  
GEORGE E. SHAMBAUGH JR., M.D.

VICE-PRESIDENT  
FRANK D. LATHROP, M.D.

SECRETARY-TREASURER  
WESLEY H. BRADLEY, M.D.

EDITOR-LIBRARIAN  
BEN H. SENTURIA, M.D.

COUNCIL  
HOWARD P. HOUSE, M.D.  
JAMES A. MOORE, M.D.  
DAVID D. DEWESE, M.D.  
SENATOR JOSEPH A. SULLIVAN, M.B.

Meeting at  
Hollywood Beach Hotel, Hollywood Beach, FL  
April 18-20, 1968

OFFICERS  
OF THE  
125TH ANNIVERSARY YEAR  
1993

PRESIDENT  
MANSFIELD F. W. SMITH, M.D.  
2120 Forest Avenue, San Jose, CA 95128

VICE-PRESIDENT (PRESIDENT-ELECT)  
ROBERT I. KOHUT, M.D.  
Bowman Gray School of Medicine  
Medical Center Boulevard, Winston-Salem, NC 27157

SECRETARY-TREASURER  
GREGORY J. MATZ, M.D.  
2160 South First Avenue, Maywood, IL 60153

EDITOR-LIBRARIAN  
JOSEPH C. FARMER JR., M.D.  
Duke University Medical Center  
Box 3805, Durham, NC 27710

COUNCIL  
The above officers and  
WILLIAM F. HOUSE, M.D.  
MICHAEL E. GLASSCOCK III, M.D.  
DERALD E. BRACKMANN, M.D.  
RICHARD T. MIYAMOTO, M.D.

Meeting at  
Century Plaza Hotel, Century City, Los Angeles, CA  
April 17-18, 1993

HISTORY COMMITTEE  
1968

EDMUND P. FOWLER, M.D.\*  
*Chairman*

LAWRENCE R. BOIES, M.D.  
*Chairman*

VICTOR GOODHILL, M.D.  
MOSES H. LURIE, M.D.  
PHILIP E. MELTZER, M.D.\*  
BEN H. SENTURIA, M.D.  
GEORGE E. SHAMBAUGH JR., M.D.

HISTORY COMMITTEE  
1993

WESLEY H. BRADLEY, M.D.  
*Chairman*

D. THANE CODY, M.D.  
JOSEPH C. FARMER JR., M.D.  
ROBERT I. KOHUT, M.D.  
BRIAN F. MCCABE, M.D.  
CARY N. MOON JR., M.D.  
G. DEKLE TAYLOR, M.D.

\*After the deaths of Doctors Edmund Fowler and Philip Meltzer, Dr. Boies was made Chairman and Doctors Victor Goodhill and George Shambaugh Jr. were appointed members of the committee (Ed.).

FOREWORD

SECOND EDITION

WESLEY H. BRADLEY, M.D.

When the first edition of this volume was completed for the Centennial Meeting of the American Otological Society in 1968, those who were intimately involved with the project breathed a sigh of relief. Having been elected Secretary 3 years earlier, I joined with the members of the history committee in celebrating. Our celebration was based on the belief that a second edition would not be indicated for another hundred years, and thus would be the responsibility of future generations.

Life has a way of providing surprises, however, and here is the genesis for one such surprise. During the Council meeting in 1988, the Editor-Librarian reported that the supply of the *History of the American Otological Society, Inc.* volume was depleted and requested Council approval for a new printing. It had become a tradition that each new member of the society received a copy of the volume, and there were still occasional requests from libraries and other societies for copies. In the ensuing discussion various options were proposed and eventually a committee was appointed. The recommendation of the committee, that a revision and 2nd edition of the history volume should be produced to coincide with the meeting on the Society's 125th anniversary in 1993, was approved by the Council the following year. Thus, at the annual meeting in 1989, President Cody requested that I chair a committee to accomplish such a revision. The surprise had come around full-circle in just 25 years.

In making plans for the individuals to work on the committee, I was guided by the realization that the past secretaries are the individuals who have had the closest relationship to the Society and the longest continuity of service. Therefore, Dekle Taylor, Cary Moon, Thane Cody, and Robert Kohut were asked and agreed to serve on the committee. Later it was realized that someone with editorial experience would be most helpful, and so Brian McCabe agreed to join the group. As well as having served the Society previously as Editor-Librarian and President, his many years as editor of one of our premier journals in otolaryngology made his presence on the committee most valuable. Finally, the present Editor-Librarian, Joseph Farmer, by rea-

son of his office, was an integral part of the group. His efforts, especially during the stage of publication, were invaluable.

There was almost immediate agreement that in planning the revision we should discard little or none of the original volume, which was well conceived and well produced. Instead, if there were omissions from the record of the first 100 years that should be added, this would be done with proper notation. The events and records of the most recent 25 years would then be "folded in" using the same format as in the original volume. With the increased availability of personal photographic techniques and equipment in the past quarter century, it was hoped that appropriate photographs could be utilized to a greater extent in the revised volume. One thing that was impossible to utilize in the revision was the talent of the one individual who spearheaded the production of the original volume, Dr. Edmund P. Fowler. His long association with the Society, his enthusiasm and boundless energy, and his quick wit and sense of humor all helped bring that earlier project almost to completion by the time of his untimely death at age 94, just 1 year before the Centennial Meeting. His example, however, has given us a model to emulate.

In thinking about the task ahead, I have been impressed by the speed with which the past 25 years have raced by and the insidious way in which the events of those years, which we accepted as the news items of each day, have now become the history of that era. In 1968 the war in Vietnam had reached its highest escalation, with increasing student unrest and violence and rioting erupting in the cities. It was a time of great divisiveness, and yet as the decade of the 1960s was ending, great strides forward were occurring, such as the first landing and walk on the moon "...one giant step for mankind." The decade of the 1970s eventually saw an end to our involvement in Vietnam, but the deep feelings engendered during that period did not dissipate easily. Old names took on new meanings, such as Kent State, Woodstock, and Watergate. We learned how dependent our society is on oil, something that would be re-emphasized repeatedly during

the quarter century, sometimes with consequences extending worldwide. The search for oil and the problems in transporting it made us increasingly aware of the fragile nature of our environment and the delicate ecological balance that exists. In the economic world we became personally acquainted with inflation and deflation, prosperity and recession, but somehow, through whatever condition we moved, we continued to move into the area of deficit and debt. By the decade of the 1990s, in our new role as a debtor nation, we began to look forward to the 21st century, and the changes it would have in store. As the 1990s began, there was a sense of optimism with the disappearance of the Iron Curtain in eastern Europe, the dismantling of the Berlin Wall, and, with the breakup of the USSR, the end of the cold war. In spite of the creation of many short-term problems, these world-shaking events brought a feeling of hope that in the long-term some significant positive advances for all people could now be more possible.

In the world of medicine, change was no less evident. Probably the AIDS epidemic had the most major impact worldwide. Even now in the 1990s, after more than a decade of intense study and attempts to contain it, the epidemic is not under control and neither a method of prevention nor a protocol for cure is in sight. In other areas, however, the steps forward in diagnosis and treatment are almost mind-boggling. Twenty-five years ago such terms as CT scan, MRI, and PET scanning were non-existent. Today they are just three of the everyday tools made possible by our ever expanding computer technology. The replacement of organs and other body parts, joints, vessels, etc., has revolutionized surgery and extended the active life of countless thousands. In one way, our great successes have actually created new problems of an


ethical nature. With the ever increasing cost of medical care and the finite level of our economic resources available to it, the questions eventually arise, to whom can our society commit care, and to whom can it not. In fact, economic problems may be the major problems facing medicine at this time. With health care now virtually the largest item in the federal budget, medicine finds it no longer has the control over its own destiny that it once had. Government at all levels, third-party carriers, large corporations, and even moderate-size businesses all have their input. Terms such as quality assurance and DRGs are part of our daily thinking and influence our actions. The resources necessary to provide adequate health care to our people; to provide education of physicians, nurses, and other health care personnel; and finally to support a national research structure that will keep us current with scientific advances will be increasingly difficult to achieve as competition for funds becomes even more intense. Intelligent planning and the prudent use of our resources will be required.

Against this background, both general and medical, we review some of the happenings in otology through the story of the American Otological Society these past 25 years. As Dr. Fowler noted in his foreword, most specifics regarding the society and its meetings are recorded in the annual *Transactions*, and to repeat them would be unnecessary duplication. Instead, we have tried to expand on some things that do appear in the *Transactions*, to add some things that do not appear, and perhaps help to better acquaint you with some of the individuals who played important roles in the life of the world's senior otological society as it moved through the first quarter of its second century. If we have accomplished any (or hopefully all) of these objectives, it will have been time well spent.

**EDITOR'S NOTE:** *As Dr. Edmund P. Fowler described in the First Edition, the organizational meeting of the American Otological Society occurred in 1868 and was not considered a called meeting of the Society since the Society did not previously exist. The next meeting is denoted "The second meeting (the first annual meeting)..." and occurred in 1869. Meetings occurring in subsequent years were labeled the third meeting in 1870, the fourth meeting in 1871, etc. Therefore, the 100th meeting of the Society was held in 1967 and the 125th meeting of the Society was held in 1992. Over the years these meetings have been denoted annual meetings in the Transactions and meeting programs, understandably to denote the longevity of the Society. It should be noted that the 125th anniversary of the Society occurs at its 126th meeting, April 17-18, 1993. (See page 1.)*



The Editor (Bradley) Looks Harried




The Discussants (Moon, Kohut, and Cody) Look Serious


A Working Session of the Committee at Winston-Salem, January 1992



Editorial Consultant (McCabe)  
Looks Relaxed



Editor-Librarian (Farmer)  
Looks Satisfied



Everyone Participates in Selecting the Photographs

A Working Session of the Committee at Winston-Salem, January 1992

## FOREWORD

### FIRST EDITION

EDMUND P. FOWLER, M.D.

After four-score years and ten it seemed high time that a history of the world's senior Otological Society should be written. To this end at the annual meeting, 1959, in Hot Springs, Virginia, the then President, Moses H. Lurie, appointed the following active members to comprise a committee with him to accomplish this task: Lawrence R. Boies, Philip E. Meltzer, and, as Chairman, Edmund P. Fowler, all past presidents of the Society. Later, at the suggestion of the Chairman, Ben. H. Senturia, our Editor-Librarian, was added to this committee.<sup>†</sup>

All sixteen then living past presidents were invited to contribute some of their memories of interest, either strictly scientific or otherwise. Last but not least, the available honorary members were asked to participate in making our history complete.

Thus, from the records and from many members, not only the high points but maybe some of what might be considered the low points in our long history have been woven into our tale, making it somewhat different from the recordings usually found in medical society historiographies.

The first eight meetings of the society were held in Newport, Rhode Island, and for many years all meetings were in the Eastern States. Gradually they extended, first to New York City in 1876, then to Newport, New York City, Boston and Philadelphia. Later they were held in the South and West, in Canada in 1915, and on the West Coast in 1950. No minutes were found for 1870, and there was no quorum in 1877 because of a railroad strike. In addition to the annual meetings, five special meetings were called.

<sup>\*</sup>It was not until 1900 that Sir William Dalby, Otologist to St. George's Hospital (appointed in 1872), founded the Otological Society of the United Kingdom which became the Section of Otology of the Royal Society of Medicine in 1907.

<sup>†</sup>After the deaths of Doctors Edmund Fowler and Philip Meltzer, Dr. Boies was made Chairman and Doctors Victor Goodhill and George Shambaugh Jr. were appointed members of the committee (Ed.).

Until 1940, the place of meeting was largely determined by the wishes of the President. Thereafter, it was selected by mutual agreement with the ear, nose, and throat societies. In this history the early meetings are reported quite fully; the twentieth century meetings are summarized in less detail.<sup>‡</sup>

The names of the officers, past and present, the titles of the papers, their authors, and the discussions are published each year in the *Transactions*; to include these would be redundant. Your committee, therefore, thought it advisable to tell of the available particulars of the formation and early years of the Society, the personalities of some of the members, and especially some of the discussions at the early meetings. These discussions reveal the remarkably comprehensive and scientific quality of the presentations and the high level of knowledge concerning the science and art of otology, even in the early days. Some of the later meetings are also discussed in considerable detail. "Lest we forget; lest we forget."

To obtain the latest scientific information, many of the early members journeyed to London to see Joseph Toynbee, or to Vienna to see Adam Politzer and E. Zaufal and to examine Hartmann's tuning forks, the Galton and Edelmann whistles, special cures and other new instruments, so as to bring back their knowledge and instruments to "the States."

Remember, in the early days there were no efficient local anesthetics, only ice and salt freezing solutions, but ether, chloroform, and "laughing gas" were in use. There were then no so-called antibiotics or biochemicals, no x-rays, and no radium (at least the patients were safe from fall-out, burns, sterilization, and usually even from divorce), no properly plated or stainless steel surgical instruments, no electric hearing aids or audiometers, and none of the present elaborate facilities. However, in spite of no income tax, no inheritance tax, or any

<sup>‡</sup>The history of the various periods is presented, with some editing, as written by the assignees.

other taxes that amounted to much, they seemed to have had some financial difficulty even in the old days.

A few years before the founding of the American Otological Society, during the latter stages of the Civil War (called the "rebellion" up North), surgeons were well experienced in the laudable pus, in amputation for compound fracture type of surgery, and in the use of carbolic and other acids, iodine, bromine, and bichloride of mercury, and other irritating concoctions. These and other antiseptics did much good, but also on occasion much harm. Many surgeons suffered from the "anti-novelty reaction" having seen so many fads flower for a while and fade away.

A few years after the Civil War and the founding of the American Otological Society, the germ theory dramatically changed our treatments. Routine bleeding, starving, and purging patients for fever gradually ceased; cupping, leeching, acupuncture, and the use of setons<sup>†</sup> also faded away. Even uncomplicated mastoiditis was a major surgical problem and until World War II otitic meningitis was almost always fatal, as was brain abscess.

The first civilian ambulance service was organized in 1869 by Bellevue Hospital, New York. There were no telephones and no electric lights, only gas, kerosene, the sun and candle light were available, the latter particularly in house visits. Yes, there were house visits in those days. The expensive and often lazy habit of shunting every patient into a hospital had not evolved. With two exceptions, the Massachusetts Eye and Ear Infirmary, established in 1825, incorporated in 1827, and in 1880 a definite division of the two services; and the New York Eye and Ear Infirmary, established in 1820, special hospitals were just a gleam in the eye of their founders-to-be. The Manhattan Eye and Ear Hospital was established in 1869. The evolvement of specialty hospitals and special services was slow. There were no otological departments in general hospitals. They were first organized by men who were primarily ophthalmologists. It was not until later that hospital otolaryngological departments were firmly established in the cities of the land, and even until today the eyes (ayes) have it; the nose (noes) are in the

<sup>†</sup>No "bugs" or "viruses" were known as causes of disease. It was not until 1904 that the spirochete was proved to be the cause of syphilis.

<sup>††</sup>A skein of silk or cotton passed under the true skin and the cellular tissue underneath to maintain an artificial issue (a drainage).

minority and the ears are even further from being, with hi-fidelity attuned to the future.

In the 1860s and '70s office fees were one to three dollars, and sometimes less, particularly in the smaller towns. In the larger cities, charges for house visits were thought to be exorbitant, though only three to five dollars. The doctor made his calls in his gig or buggy and in the larger cities in his "little coupe," and as the song goes, he "had something to say." He wore with dignity a frock coat, striped trousers, a silk hat, and often carried a gold headed cane (which accoutrements were later adopted by undertakers, later called morticians). He brought to the bedside his little narrow black bag which contained every drug, instrument, and apparatus he might require, and sometimes a surprising assortment of bacteria. Unless he possessed an acceptable "bedside manner," he was doomed.

In their offices the "aurists" used the Argand burner and later the Welsbach mantle light, surrounded by a metal bullseye chimney which got as hot as hell and smelled to high heaven.

But we must never forget that there were expert surgeons in the old days despite the lack of laboratories and many medical and mechanical aids commonplace today. They had to be good to surmount their drug and mechanical handicaps. Let us be humble in the light of their prowess.

When rubber gloves were introduced by William S. Halsted, many surgeons, particularly otologists, refused to use them until well into the twentieth century (some do not use them at this late day). In spite of these handicaps, many lives were saved and much hearing preserved. Later, although tonsillectomy and stapes surgery never attained the "social status" of appendectomy, they certainly became "the vogue" for many years.

One of the deterrents to a high standing for otologists was the fact that the general surgeons were jealous of their pristine or prestigious prerogative of operating on any and every part of the body, and especially the mastoid, and upon the remunerative tonsils and adenoids. Unfortunately, in some hospitals even today this attitude tends to prevail, and concerning tonsils and adenoids, how about the pediatricians?

The first doctors and otologic society members to really limit their practices to otology were Clarence J. Blake of Boston and Albert H. Buck of New York City. This was resented by some and deemed

rather an ostentatious gesture, the rhinolaryngologists especially, thinking that they were in some way being degraded by this "superspecialization."

Three of the early members of the American Otological Society were my professors in the College of Physicians and Surgeons, Columbia University. They were Robert F. Weir, general surgery; Herman Knapp, ophthalmology; and Albert H. Buck, otology. All three were members of the American Ophthalmological Society and all but one founders of the American Otological Society. Dr. Knapp published the Archives of Otology and was its editor for many years. Later, for a while, this journal was published in conjunction with the Archives of Otolaryngology.

During its first one hundred years, the American Otological Society will have had sixty-nine Presidents; fifty will have served one year; eleven, two years; four, three years; three, four years, and one, five years. Since 1916, no President has served more

than one year except during World War II when there were no meetings (1943 and 1945). In 1877, because of a railroad strike, there was no quorum at the tenth meeting. Therefore, there were three years in which there was either no called meeting of the society or no quorum present.

Until 1966 all but four of the Secretaries of the Society were eventually elected President of the Society. Dr. Thomas J. Harris was the only Secretary who, after being elected President, again served as Secretary (Secretary 1920-25 and 1928-40; President 1926). Dr. Isidore Friesner was the only man who served as Secretary only after serving as President (President 1939; Secretary 1941-45).

The largest number of active members was in 1944, when there were 119. The Annual Meeting attendance increased in the second fifty years and reached a total of 92 active members and 263 guests in 1960, totaling 355, and in 1964, 87 active members and 278 guests, a total of 365.

## THE FOUNDING FATHERS AND THE EARLY DECADES

1868-1899

### THE FIRST MEETING THROUGH THE THIRTY-SECOND MEETING

EDMUND P. FOWLER, M.D.

According to the preface to the first volume of the *Transactions* of the American Otological Society (1868-1874), the American Ophthalmological Society, which was founded in 1864, considered amending its constitution so as to admit "aural" subjects to their discussions because a large majority of its members were engaged in the practice of both oph-

thalmology and otology. From time immemorial throughout the nation and the world, the science and art of otology had been neglected by the medical profession. It was a stepchild of ophthalmology. Particularly in Ireland and the United States, treatment of diseases of the eye and ear were regularly grouped together.

### THE FIRST MEETING 1868

On July 22, 1868, nine members of the American Ophthalmological Society gathered together at the Ocean House, Newport, Rhode Island, where they were attending a meeting of that society. Their purpose was to organize the American Otological Society. This they did.\* This was not a called meeting of the American Otological Society because there was no American Otological Society until after it had been established.† These gentlemen were:

C. R. Agnew, New York  
F. J. Bumstead, New York  
John Green, St. Louis  
H. D. Noyes, New York  
O. D. Pomeroy, New York  
C. E. Rider, Rochester  
C. A. Robertson, Albany  
D. B. St. John Roosa, New York  
E. Williams, Cincinnati

No scientific business was transacted at the organization meeting, but Dr. E. Williams was elected

Chairman, Dr. C. E. Rider, Recording Secretary, and a constitution and by-laws were adopted. No limitations as to sex, color, or creed were imposed.

The following additional gentlemen were then elected members:

J. H. Dix, Boston  
S. L. Frank, Baltimore  
J. Orne Green, Boston  
C. E. Hackley, New York  
W. F. Holcombe, New York  
E. L. Holmes, Chicago  
S. S. Ludlum, New York  
W. W. Moreland, Boston  
J. F. Noyes, Detroit  
F. Simrock, New York  
R. F. Weir, New York  
A. D. Williams, Cincinnati

The President appointed Dr. Roosa a committee of one on the "Progress of Otology," and for many years at each annual meeting one of the members (or a larger committee) presented a comprehensive review of what was going on in otology throughout the world. One is amazed at the high state of knowledge extant in the last third of the nineteenth century. Two great contributions to surgery in the nineteenth century were anesthesia and antisepsis, followed by bacteriological and immunological ad-

\*On page 77 of Dr. Maynard Wheeler's publication, "The American Ophthalmological Society: The First Hundred Years," it is stated that "...the meetings of the American Ophthalmological Society and the American Otological Society were planned contiguously by a combined committee of the two Societies, each Society meeting for two days."

†See Editor's Note, page viii.



vances. A year before the founding of the American Otological Society, Lister first experimented with sterilized ligatures. The year the American Otological Society was founded, Claude Bernard began his

epoch-making discoveries in the secrets of life. The era of biochemicals and antibiotics was not to arrive until much later.

#### THE SECOND MEETING 1869

The second meeting (the first annual meeting)\* of the American Otological Society was held at the Atlantic Hotel, Newport, Rhode Island, on July 20, 1869. Nine members were present:

J. H. Dix, Boston  
John Green, St. Louis  
J. Orne Green, Boston  
W. F. Holcombe, New York  
E. F. Holmes, Chicago  
H. D. Noyes, New York  
C. E. Rider, Rochester  
D. B. St. John Roosa, New York  
R. F. Weir, New York

All of these gentlemen practiced ophthalmology and Dr. Weir also general surgery.

Some thought that the birth of the American Otological Society was premature, as evidenced by its neonatal struggles for existence. It survived because of the devoted efforts of the small group of men who joined it earlier.

In the absence of the President, Dr. Dix was elected pro tem, and Dr. Herman Knapp of New York was invited to take part in the scientific session. Dr. Knapp was very positive in his opinions and I remember well an assertion he made many years later while operating upon an eye, when he inadvertently dropped an instrument on the floor and picking it up, proceeded to use it. When one of his students said that the instrument was not sterile he said, "Oh, the tears are antiseptic." And in this instance they appeared to be sufficiently so.

Drs. Holmes, Holcombe, Roosa, J. Orne Green and Rider were appointed a Committee of Membership, and upon the recommendation of the committee the following eight gentlemen were elected, bringing the membership up to a total of 29:

F. Abbott, Buffalo  
C. J. Blake, Boston

H. Knapp, New York  
J. W. Lawton, Syracuse  
H. G. Newton, Brooklyn  
J. S. Prout, Brooklyn  
W. W. Seely, Cincinnati  
H. S. Shaw, Boston

It will be noted that with one exception all of these gentlemen resided in the East.

Dr. Roosa possessed a dynamic personality and dominated, at least for many years, most of the societies and hospitals to which he belonged, especially those he had played a major part in founding. Naturally, some did not agree with his ideas, and whenever he was on the scene many exciting debates and discussions ensued. There were other so-called "giants" in those days, and they enjoyed "animated" discussions; they pulled no punches at the meetings.

Dr. Roosa's progress report at this first scientific meeting was 24 pages in length and reviewed the otological advances made during the past year or year and a half. He stated that otologists might be said to be in a new era dating from the introduction of a practical method of examining the membrana tympani (Trötsch) and a simplification and improvement of means for ventilating the eustachian tube (Politzer). He also remarked that, as regards the diagnosis and treatment of diseases of the outer and middle ears, the otologists were "in a position as fully advanced as that of any other department." However, he realized that they were sadly in need of more perfect means for differential diagnosis of infections of the middle and inner ear as well as positive knowledge as to the treatment of diseases of the nervous apparatus of hearing. In considerable detail, he discussed his subjects under the following headings which show the meticulous work then in progress and how, with the passing years, the basic problems of otology have not markedly changed.<sup>†</sup>

<sup>†</sup>A lengthy abstract of this report was prepared but is omitted only because it took up too much space; however, it is most interesting reading.

Auricle  
*Aspergillus*  
Rivianian Foramen (Notch)  
Eustachian Tube  
Petrosal Mastoid Canal  
Paracentesis of Tympanic Membrane  
Otitis Neonatorum  
Exostosis  
Diffuse Inflammation of Meatus  
Membrana Tympani (Blood Supply)  
Affections of the Middle Ear  
Voluntary Contraction of the Tensor Tympani Muscle

#### First Otological Congress

A paper by William W. Moreland of Boston, read by the Secretary, was on "Deafness in Connection with Pregnancy and the Puerperal Condition."

"Mrs. K., 38 years old, a stout, healthy looking woman, of strumous diatheses, although not very marked, consulted me some time since in relation to a deafness which, with certain remissions to be specified, had continued for 13 years. It first came on immediately after her first miscarriage, 13 years since. She has since miscarried five times.

On several of these occasions she flowed dangerously. The miscarriages have been at various periods, from 6 weeks to 6 months."

"During her pregnancy she always hears perfectly, sometimes, indeed, too acutely. Immediately after miscarriage or delivery, the hearing is again almost completely lost. During menstrual periods she is more deaf than at other times. For the last 4 years she has grown much more deaf. A noteworthy fact is that she had a sister affected in very much the same manner. Immediately after confinement with a child, at full term, she entirely lost her hearing. When the child was 9 months old the mother died, so that no opportunity was afforded for observing whether the alternation of the presence and absence of the sense of hearing would occur, as in the patient's case. It is presumable, however, that it would have so occurred."

"The ears, in this patient, are almost wholly normal. There was slight redness of the meatus observed, but nothing of consequence. The membrana tympani were healthy in both ears. The bodily functions were all well performed. There was no headache."

"The phenomena are interesting in themselves, and seemingly mainly dependent upon the different states of the circulation existing during the pregnant condition, at the miscarriages, and at parturition. The nervous power was, of course, greatly affected by the above conditions; yet we hardly need resort to the undesirable and too often meaningless term, 'nervous deafness' to explain the circumstances. Anemic deafness would, perhaps, be a more proper designation; yet the phenomena occurred several times when there had been no more than the ordinary loss of blood in labor."

"Similar cases are noticed by standard authorities, although not precisely the same. The fact of the alternation mentioned, from almost total loss of hearing to recovery of the full power of the sense is not, so far as I have been able to examine authorities, noted."

Similar conditions reported by others and the sometimes accompanying symptoms of flushing of the face and tinnitus aurium were discussed.

Dr. Herman Knapp thought that there may be cases of deafness after parturition caused by anemia (anoxia), and analogous to anemic amblyopia under like conditions.

"A Case of Purulent Otitis Media Caused by the Nasal Douche, and Showing the Symptom of Double Hearing with Both Ears" was the title of Dr. Knapp's presentation. The dangers of the Weber nasal douche were set forth and its proclivity to cause purulent inflammation of the middle ear. One case reported was "remarkable for an accompanying symptom, not much known as yet, viz., double hearing with both ears." It was not stated in any of the cases reported which ear perceived correctly the natural tone, nor whether the pseudo-tone was higher or lower in pitch. The only well-analyzed case of double hearing on record is that of Professor Von Wittich who himself suffered this phenomenon and stated that following a severe acute purulent otitis, he heard all tones in the middle octave of a piano half a tone higher with the discharging ear than with the healthy ear. His explanation is "that exudate in the tympanic cavity had, by altering the pressure in the fluid in the labyrinth, changed the tuning of the terminal filaments of the auditory nerve." The author states, "I suppose this symptom which, in analogy to diplopia, may best be termed diplacusis binauricularis, will be more frequently observed than has been the

\*See Editor's Note, page viii.

case hitherto, if our attention be turned to it. It may not only be of physiological interest, but may guide our prognosis and treatment by demonstrating that,

in the respective cases, the labyrinth is either primarily affected or participates in some other disease."

#### THE THIRD MEETING 1870

We have been unable to find minutes of the third meeting, which was in 1870, but it is certain that one was held because at the fourth meeting the name of Dr. A. H. Buck of New York appears and he read not only the report on the "Progress of Otology" but presented a case of horny growth

from the auricle. It seems probable, therefore, that he was elected at the third meeting as also were Charles Laigh of New York, H. N. Spencer of St. Louis, and J. Pardee of New York, as all of these gentlemen read papers at the fourth meeting.

#### THE FOURTH MEETING 1871

The fourth meeting was held at the Ocean House, Newport, Rhode Island, July 19, 1871. "There were seven members present." In addition to the papers mentioned above, at this meeting R. F. Weir presented a paper on "Unsuccessful Treatment of a Case of Nervous Deafness," and reported a case, "Tumor of the Cavity of Tympanum with Otitis Media Serosa."

Dr. W. W. Seely discussed "Some Cases of Polypus and Their Treatment." Dr. C. J. Blake exhibited anatomical and microscopic specimens, and Dr. R. L. Moorhead presented a case of abscess of the cerebellum. Dr. O. D. Pomeroy, Dr. H. D. Noyes and Dr. J. Orne Green also presented papers or apparatus. Dr. Pomeroy's paper was entitled "Results of the Aural Examination of Sixty Lunatics..."\*

All of these papers were erudite and penetrating and in many instances foretold what was to develop in the future.

The details of the business session are printed in Volume I of the *Transactions* and as with the following meetings, we will not repeat in detail these business sessions unless something occurred that we think would be of special interest to the reader.

\*It would appear that maybe our clientele has not changed so much from the old days. It would also appear that there were more than seven members present because ten are noted as participating in the meeting.

#### THE FIFTH MEETING 1872

The fifth meeting was held at the Ocean House, Newport, Rhode Island, on July 17, 1872. There were six members present and the Nominating Committee reported favorably upon the names of J. Solis-Cohen, Charles H. Burnett, and George Strawbridge, all of Philadelphia, and the first two, being present, took their seats as members immediately.

A bulletin of the papers to be read was submitted by the Executive Committee. Beginning with this meeting, and subsequently, we do not list all the papers because there was published in 1929 an index of all of the papers and their authors from 1872 to 1928 inclusive. There were verbal communications by Drs. R. L. Moorhead and J. Orne Green.

"A vote of thanks was passed to Dr. C. J. Blake for the very interesting and laborious report presented by him on the 'Progress of Otology'."

Dr. Blake remarked that the increase in otologic contributions during the past year was less than formerly. He attributed this largely to the influence of the late Franco-German War, and particularly because Germany was preeminently the country to which we had to look for important contributions to our specialty. He noted the increased perfection in the means and methods of examination with each succeeding year, particularly in such departments as microscopic anatomy and pathology. It is to this class of contributions in otology that the

papers of Doctors Gottstein, Newell and Hasse belong.

The embryology of the different bony and membranous structures in the cochlea was discussed at length in these papers and differences of opinion occurred between Doctors Gottstein, Boettcher, Hensen, Deiters, Henle, and other investigators.

Dr. Blake's report is too lengthy and detailed to abstract in this history; it covers 38 pages in the *Transactions*, printed in Volume I. The bibliographical record for this covers two pages of fine print. It should be read, as it shows the meticulous and inspired work then in progress and the remarkably thorough understanding of the anatomy and physiology of the cochlea, even in 1872.

Dr. Blake mentioned a new edition of Henle, and an enlarged edition of Professor Roser's (of Marburg) book on general surgery including especially diseases of the external and middle ear and their treatment. He also mentioned the fourth edition of Vierordt's *Physiology* (1871), Chapter 18, in which 32 pages were devoted to the sense of hearing. This volume contained a short dissertation on "the value of the tones in the human voice and the acoustic characteristics of the vowel sounds." There was also a section discussing the "simultaneous perception of different tones," "the perception of tones nearly in unison," "consonant and dissonant tones," and "tones in combination." About ten pages were devoted to the physiology of the ear and how

#### THE SIXTH MEETING 1873

The sixth meeting of the Society was held July 16, 1873, in Rice's Rooms, Thames Street, Newport, Rhode Island. The President was H. D. Noyes. There were 18 members present at this meeting.

Dr. John Green proposed an amendment to the by-laws, changing some of the verbiage. He also gave notice of an amendment making the annual meetings "at such time and place as might be agreed upon each year." Fourteen papers were read and referred to the publishing committee.

A most comprehensive report on the "Progress of Otology" (55 pages) was read by C. H. Burnett of Philadelphia. He noted an increase in the amount of new work over that of the previous year, and subtended to his report an extensive bibliography. He was, however, unable in the time at his com-

it receives and conducts sound vibrations. Other books by foreign authors are mentioned. He reported Gottstein's method of using a solution of chromic acid or hyperchromic acid to prepare his specimens for study of the minute structure and development of the cochlea. "To obtain a good preparation of the whole acoustic apparatus, especially of the lamina reticularis, Gottstein recommends the use of chloride of palladium, one part to 1,000," first hardening the preparations in 1 percent chloride of palladium solution for 24 hours followed by 24 hours in absolute alcohol before embedding. Gottstein's observations differed from those of Boettcher regarding the development of the osseous capsule, and also from both Boettcher's and Deiters' in regard to the reticulated connective tissues surrounding the neural elements in the modiolus and lamina spiralis ossea. His investigation of the lamina spiralis, membranacea crista spiralis and lamina basilaris led him to differ from the opinions of other writers. The opinions of Hensen, Deiters, Henle, Boettcher and Gottstein as to the origin, structure, and function of the crista are discussed at length. The controversies over the radiating and longitudinal fibers of the auditory nerve are set forth in detail, as are the investigations of Rüdinger.

It would appear that O. D. Pomeroy and C. J. Blake pretty well dominated this meeting in spite of the presence of D. B. St. John Roosa, who presented two clinical papers: one on the severe deafness effects from quinine and one on impacted cerumen.

mand to carefully review many of these interesting papers. He noted publication of a new textbook by Dr. Roosa and called attention to the translations of the works of Rüdinger on the labyrinth and Waldeyer on the "Cochlea and Acoustic Nerve" in the last part of Stricker's "Manual of Histology." He reported that Dr. Hasse of Würzburg had recently published a new work on "Comparative Morphology and Histology of the Membranous Auditory Apparatus of the Vertebrates, together with remarks on the Comparative Physiology of the same." He mentioned that there was a treatise on "Tinnitus Aurium" by Delstanche, of Brussels, and one on "Progressive Hardness of Hearing" by Weber-Liel (F. E. Weber) of Berlin. He also mentioned several other books by French, English, and German writers, particularly Helmholtz's work translated by A. H. Buck and Normand Smith.

In a letter dated April 13, 1873, Professor A. Politzer of Vienna informed the President of his forthcoming volume on the anatomy of the ear with plates 70 cm long by 50 cm high with a proportionate magnification of various parts of the organs of hearing. The President suggested that the amount of literature was increasing so rapidly that the Society should appoint two members instead of one to prepare the annual report on the "Progress of Otology."

This year he endeavored to take up each point in order, but some papers were mentioned in the bibliography only, because of lack of time to give a full review.

#### THE SEVENTH MEETING 1874

The seventh meeting was held on July 15, 1874 at the Aquidneck House in Newport, Rhode Island. The Vice-President, C. J. Blake, presided. Thirteen members were present and by invitation, Doctors Dixon and Arnold.

After the Executive Session the thanks of the Society were given to Drs. C. H. Burnett and Blake for the very successful manner in which they had performed their duties as the Committee on Otology. C. S. Merrill of Albany was elected a member and the resignation of Robert Weir was accepted.

The report on the "Progress of Otology" was divided into three parts: Anatomy and Physiology; Pathology and Therapeutics; Reviews and Book

The minutes of this meeting cover over 126 pages and as in the *Transactions* of subsequent years, are too long to discuss in detail in this history; however, your Committee on History urges you to peruse these papers. You will learn much that many of us have forgotten existed long before we were born.

At this meeting there were several papers on middle ear surgery and two papers by Dr. C. J. Blake, the first on the reaction of the auditory nerve to the galvanic current, and the second on the diagnostic value of high musical tones.

Notices. As usual, a bibliography was appended to the report. This report covered 74 pages and meticulously discussed all aspects of the art and science of otology as reported in the literature during the past year.

A. H. Buck advanced a new theory on the mechanics of hearing and an explanation of the function of the semicircular canals. The whole report is most informative and many of the experiments, ideas, and observations foreshadow future discoveries by many years. A complete index to the three parts of the report is printed in the *Transactions*.

Following the presentation of this report in the Scientific Session, eleven papers were read.

#### THE EIGHTH MEETING 1875

The eighth meeting, like the seventh, was held at the Aquidneck House, July 21, 1875. The President, Dr. D. B. St. John Roosa, was in the Chair. Of the total number of 51 members, 19 were present, and by invitation, Dr. Wheeler of Newport, Professor George F. Baker of Philadelphia, and Dr. William R. Hall of the United States Army.

It was resolved that the next meeting be held in New York City on September 15, 1876, and this was subsequently followed by a resolution "that the Committee on an International Congress be empowered by this Society to issue a call for an International Otologic Congress at such time and place as they shall see fit."

Dr. E. Williams called attention to the fact that the Western States felt themselves somewhat neglected in the selection of the place for the meetings of the Society, and understandably this feeling was to continue for some time into the future. However, as a beginning to move in a westerly direction, it was resolved that the next meeting should be held at Put-in-Bay, Ohio.

#### THE NINTH MEETING 1876

The ninth meeting was held in Chickering Hall, New York City, on September 15, 1876. The President, Dr. D. B. St. John Roosa, was in the Chair. Of the 47 members in the Society, only 17 attended this meeting; 11 from the New York area and one from each of the following cities: Boston, Milwaukee, Chicago, New Bedford, Philadelphia, and Providence. The Secretary-Treasurer, Dr. J. Orne Green, was prevented from attending because of ill health.

It would seem that the men attending the meeting were those more otologically minded than the other members of the Society and this tendency to gradually separate otology from ophthalmology increased throughout the years until, in the twentieth century, only two or three members seriously practiced ophthalmology.

During the routine business session, Dr. Roosa declined renomination for President and C. J. Blake was elected to this office. A. H. Buck was elected to the Vice-Presidency and J. Orne Green was reelected

#### THE TENTH MEETING 1877

The tenth meeting was called to meet at the Cataract House in Niagara Falls, on July 25, 1877. Dr. C. J. Blake presided and in the absence of the Secretary, Dr. John Green was appointed Secretary pro tem.

Only Drs. Blake, H. D. Noyes, J. F. Noyes, and John Green were present. The cause of the small attendance at Niagara Falls was a general strike among the railroad employees of the country. There not being a quorum, the meeting adjourned until the next day.

Since there was a continued absence of a quorum on the following day, the members unani-

The report on the "Progress of Otology" was presented in two divisions: Part I, Anatomy and Physiology, and Part II, Pathology and Therapeutics, by Drs. Blake and Mathewson respectively. This report consisted of 50 pages including the bibliography of the papers forming the basis of the report.

Secretary-Treasurer. The resignations of Drs. O. D. Pomeroy, H. G. Newton and Williard were accepted.

Dr. Buck declined to serve on the Committee on the Progress of Otology, and Drs. Sexton and Spencer were appointed.

It was noted that the expenses of the hall and clerk amounted to fifty-two dollars for the day (think of that!). This was paid by the American Otological Society alone and not in part by the International Otological Society.

Drs. Herman Knapp, C. J. Blake, and Pinknew were appointed a committee on organization of the International Otological Congress.

It was then moved and carried that the Society adjourn to meet in 1877 at the same time and place as the next meeting of the American Ophthalmological Society (we were still the step-child).

mously recommended (1) that the President call the next meeting of the Society at Newport, Rhode Island (back to the old stamping ground!) and (2) that the Secretary invite the members who had prepared papers for the meeting of 1877 to send them to him so that they could be published in the usual form, and in the place of the usual annual volume of *Transactions*.

"On account of the small number of papers offered, no *Transactions* were published for 1877."

THE ELEVENTH MEETING  
1878

The eleventh meeting was held on July 24, 1878 at the Aquidneck House in Newport, Rhode Island. There were eighteen members present and by invitation, four guests: Drs. E. E. Holt, Portland, Maine; S. S. Mitchell, Philadelphia; W. H. Brown, Syracuse; and Lewis Fisher, New York City. There were eleven papers presented at this meeting and in addition, the report on the "Progress of Otology" which occupied 113 pages including an index of six pages; Part I was presented by Dr. J. J. B. Vermyne and Part II by Dr. S. Sexton. The complete *Transactions* contained 176 pages. In the business session, "oral communications" were made on several subjects. Officers for the ensuing year were elected: President, A. H. Buck; Vice-President, C. H. Burnett; Secretary-Treasurer, J. Orne Greene. The meeting adjourned at 10:30 p.m.

The report on "Progress of Otology" covered the development of the auricle in the human embryo as described by Lowew. It gave the results of Dr. Hunt's (of Boston) investigations on the development of the ear in the pig and quoted Rüdinger as confirming the opinion of Zuckerkandl in regard to the development of the external osseous meatus from two points of the annulus tympanicus.

The studies of Urbantschitsch were set forth, especially concerning the development of the middle ear, which he thought is not derived from the first branchial cleft "but its formation must be sought for exclusively in the lateral divisions of the common naso-oropharyngeal cavity." The same author is quoted in regard to his observations of the external meatus in the embryo and in the newborn. He thought in many classes of animals the external ear, at the insertion of the auricle, was for a certain period of time entirely closed off in different ways.

Gruber's opinion in regard to the development of stapes and Gegenbaur's analysis of Vrolik's treatise on its ossification were discussed at length, as was Teleostei's report on the cranial bones and especially the temporal bones in mammals, and reference was made to Politzer's investigation of the styloid in Blake's "Report on the Progress of Otology," made in 1875.

Moldenhauer is quoted as agreeing with Rüdinger in regard to the formation of the canalis facialis, and agreeing with Politzer as to the styloid

process. Moldenhauer disagreed with the views of Wreden and Wandt in regard to the gelatinous mass that fills the middle ear in the fetus and the new-born infant.

There were several papers on the defective development of the organ of hearing and many cases were discussed in detail. Burkner's statistics showed that the differences in the defect in the sexes was striking. It occurred fully twice as often in females as in males. He believed this was further proof of the congenital character of the defects.

C. H. Burnett's treatise on the ear was especially clear and concise in his treatment of the anatomy and physiology, giving the latest views of the best authorities. It was pointed out that the external auditory meatus is generally tortuous in whites; in the negro it is so straight that usually no speculum or even reflected light is needed to view the membrana tympani.

Moldenhauer's communications on comparative histology of the tympanum were discussed and sixteen conclusions set forth.

It is interesting that "Gowers, in a paper in the *British Medical Journal* of March 10, 1877, on diagnosis and treatment of auditory nerve vertigo, agrees with Goltz, Mach, and Breuer, that a variation in the pressure of the endolymph, which fills the labyrinth cavity, is the cause of the phenomenon."

Nowadays, we use the more intriguing term "hydrops of the labyrinth," and imagine that we have better described our hypothesis as to the cause of "auditory vertigo."

Many of the physiological and patho-physiological contributions and discussions were, in these long ago times, remarkably like those we hear in the sixth decade of the twentieth century meetings.

Extensive quotations from the reports of Lord Rayleigh were set forth, particularly concerning binaural and monaural hearing and paracusis loci. Urbantschitsch's experiments with tuning forks heard by bone conduction were reported. The conclusion was that "the perception of vibration of tuning forks depends not only upon the point of application, but also upon the height of the tone."

The theories of Dennert and Helmholtz and others regarding combination tones and difference tones were discussed at some length; also, the upper and lower tone limits which, in spite of no satisfactory audiometric determination were remarkably accurate in procuring data and the conclusions therefrom.

Professor Tyndall's experiments in fog signals and other matters covered by his report noted some of the most important inventions in the dominion of sound. The members of the Society were reminded that they should be familiar "with the experiments conducted by Blake and Graham Bell, while investigating the manner in which articulate sounds were produced, in which the human membrana tympani was used as a phonograph, tracing on smoked glass the curves produced by different vibrations. A suggestion by Blake in regard to the means, whereby an electric current could be thrown into complex waves by communicating complex vibrations from a membrane, like the membrana tympani, to the armature of the magnet, gave the clue to the invention of an instrument that has already gained great reputation and has been put to many practical uses. We mean the electric telephone of Graham Bell."

The English medical journals discussed these findings, especially as to their application in medicine, and Kirk Duncanson, in the *British Medical Journal* of March 9, 1878, published a paper on "the electric telephone as a means of testing or measuring the hearing power." Blake lectured on "Sound and the Telephone" before the London Society of Telegraph Engineers. It should be mentioned that Edison's phonograph, or talking machine, was suggested by the vibrations of the metal plate of the telephone. These years indeed witnessed the birth of many inventions that were to revolutionize human living.

"The phonograph shows that the majority of articulated sounds are producible without aid of the peculiar resonating cavities of the mouth and nose, and some experiments conducted by Jenkin and Ewing may prove that the theory of Helmholtz, that vowel sounds are due to the prominence of notes of absolute high pitch, is not tenable."

Dr. J. J. B. Vermyne quoted the following introduction from an editorial review on "Recent Sci-

ence" in the "Nineteenth Century": "With the invention of the phonograph, following hard upon that of the telephone, it might be fairly assumed that acoustic science had spent itself, and that it could afford for a while to lie fallow." Needless to say, it did not lie fallow; the science of acoustics progressed with leaps and bounds. The wonderful thing was that it was now possible by means of the microphone to magnify feeble sounds, even those that were inaudible to the unaided human ear, until they could be heard with almost painful intensity at a receiving station miles away. Professor D. E. Hughes did not claim this as an invention, but as a discovery. By means of his inventions, the delicate rubbing of a feather or the walk of a fly could be intensified so as to be almost painfully loud. Diagnostic uses for the microphone were explored, particularly for auscultation of the heart and lungs.

Dr. Samuel Sexton reported Part II, "Pathology and Therapeutics," and quotes from the contributions from various parts of the world. The dentist's drill is mentioned as useful in bone surgery, and in December, 1872 (the year I was born) the Fowler family dentist, Dr. D. H. Goodwillie, constructed a machine using the dental engine for the removal of necrosed bone of the mouth and nares and recommended it to otologists for bony growths in the meatus and for trephining the mastoid. Both knives and burrs could be used in these dental machines (over 90 years ago).

References are made particularly to syphilitic affections of the ear and it was believed by one author that, next to scarlet fever, inherited syphilis "may be regarded as the most fruitful cause of deaf-mutism" in children, and Sexton agreed with this conclusion.

Dr. W. R. Gowers' series of articles on the diagnosis of auditory vertigo, Meniere's vertigo, "were discussed and also 'gastric vertigo'."

A multitude of otological problems were set forth and most of them are still with us in varying degrees. This report by Sexton was most informative and thorough.

Reference was also made to several books on otological problems published during the year. The *Transactions* of this meeting are printed in Volume II.

THE TWELFTH MEETING  
1879

The twelfth meeting of the Society was held at the Aquidneck House in Newport, Rhode Island on July 23, 1879; the President was A. H. Buck. The Society now contained 46 active members and of this number, 18 attended this meeting. In addition, the following five invited guests were present: Drs. J. A. Andrews, Staten Island, New York; E. Hutchinson, Utica, New York; S. Theobald, Baltimore, Maryland; A. C. Heyl, Philadelphia, Pennsylvania; E. E. Holt, Portland, Maine. Dr. Lucien Rowe of Buffalo was elected to membership and the following nominations for membership were made: Drs. E. T. Ely, New York; R. E. Brandeis, New York; Samuel Theobald, Philadelphia; J. A. Andrews, Staten Island; Read McKay, Wilmington, Delaware; E. E. Holt, Portland, Maine, and for Honorary Membership: Professor Alexander Graham Bell, Cambridge, Massachusetts.

Following the business meeting, the report on the "Progress of Otology" was given by Drs. J. J. Vermeyne and D. Webster. This was the last one to be given as it was determined at this meeting to dispense with such reports.

There were verbal communications especially concerning the use of chromic acid for polyps, hydro-

bromic acid, and the bromide salts for tinnitus aurium. Dr. J. S. Prout showed a punch for making an artificial drum membrane and a pair of forceps for applying it.

Papers were read on the pathology of the temporal bone, Meniere's disease, trephining the mastoid, and anomalies of development. There was exhibited a cochlea discharged from the ear of a child 2 years old. There were also several clinical reports.

It should be noted that The American Journal of Otology made its first appearance in January of this year. In this journal, a very prominent position was given to physiological acoustics; it contained an excellent review of the current literature on anatomy, physiology, and acoustics. This review and extensive articles on the progress of otology by Steinbrugge, Wolf, and Lowew appeared (printed in English) in the Archives of Otology, as did a synopsis of otological literature.

An index to the articles mentioned in this report was arranged alphabetically in the order of the authors' names.

THE THIRTEENTH MEETING  
1880

This meeting was held in the Masonic Building in Newport, Rhode Island, on July 21, 1880. Since both the President and Vice-President were absent, the Secretary, J. Orne Green, called the meeting to order and he was elected President pro tem. Only 16 members of the total of 48 were present, and in addition by invitation, Drs. W. H. Carmalt, W. R. Birdsall, S. B. St. John, and A. G. Heyl.

At the business meeting, the active and honorary members nominated at the prior meeting were elected. Six men were proposed for active membership.

Following the business session, there were verbal communications and exhibitions of pathological specimens, and an exhibition of instruments. Papers were read by Dr. H. Knapp on bone conduc-

tion, and by Dr. C. J. Blake on a specimen of dead bone containing portions of the cochlea, labyrinth and semicircular canals, and on exostoses in the external meatus of the crania of the mound builders. There was discussion of papers on the following subjects: aneurysm of the middle meningeal artery, osteosclerosis of the mastoid, ear affections of inherited syphilis and branchial fistulae of the external ear.

At this meeting, it was determined that the next meeting of the Society would be held at the same place as that of the American Ophthalmological Society but preceding the latter by one day. It was thus evident that the American Otological Society was gradually becoming independent of the organization whose members gave it birth.

THE FOURTEENTH MEETING  
1881

The fourteenth meeting was held in the Masonic Building in Newport, Rhode Island on July 26, 1881. The President was J. Orne Green. Of the 51 active members of the Society, 18 were present, and by invitation, Dr. Gorham Bacon and Dr. N. H. Brown, both of New York. The following members were elected: Drs. W. H. Carmalt, New Haven; F. B. Loring, Washington; S. B. St. John, Hartford; and R. A. Reeve, Toronto, bringing the active membership up to 55.

At the morning and afternoon sessions, there was extensive discussion of the papers on treatment of suppurative otitis, the value of operations with tympanic membrane incision, the tuning fork in diagnosis, and several other subjects, particularly sudden deafness in mumps, and on the selection of test words according to their logographic value.

The report of this meeting with a complete index is the last contained in Volume II of the *Transactions* of the Society.

Volume III of the *Transactions* contains the account of the five meetings held from 1882 to and

including 1886. It will be noted that the percentage of the active members attending these annual meetings was not large. This may have been due in part to the fact that there were still many members who were more interested in the eye than in the ear; in other words, the "ayes" still had it, and the voice of the "noes" was not heard in the land, hence there was no mention of the term "allergic rhinitis."

During these 5 years, the Society gradually grew in active membership, in the attendance at meetings, and in the number of members whose primary interest was otology.

For several reasons it will be necessary for the writer of this period of the history to report the subsequent meetings in less detail, the chief reason being the avoidance of making the history too voluminous. However, the advent of important discoveries in the anatomy, physiology, and pathology of the hearing apparatus and the etiology, management, and treatment of its disorders will be noted.

THE FIFTEENTH MEETING  
1882

The fifteenth meeting was held in the Fort William Henry Hotel, Lake George, New York, on July 24, 1882; J. Orne Green was in the Chair. Nineteen members attended.

At this meeting, E. E. Holt read a paper on "Boilermaker's Deafness," and "Hearing in a Noise," and on attempts to devise efficient ear stoppers to prevent acoustic trauma. There were several papers on the extension of ear disease to the brain and its membranes, in some instances the symptoms being delayed for a year subsequent to the primary otitis.

Dr. Polley, in discussing the treatment of aural polyps, thought there was danger in removing them because doing so might result in extending the inflammation to the brain. Instances were reported of acute exacerbation of the purulent otitis and death from meningitis following polyp removal. The use of caustics, antiseptics, and other treatments was extensively discussed at this meeting.

THE SIXTEENTH MEETING  
1883

The sixteenth meeting of the Society was held at the Hotel Kaaterskill, Catskill Mountains, New York, July 17, 1883. Twenty-three members and six invited guests were present. Four new members were elected, bringing the total active membership of the Society to 61. President J. O. Green congratu-

lated the members on the state of the organization. He called attention to the fact that three papers were on mastoid disease, and that as the discussions usually drifted toward the subject of brain complications, he would call for the reading and discussion of these papers in sequence.

The scientific program at this meeting showed evidences of expanding in scope, and in the participation of more members in the discussion than in previous years. A lively discussion was held upon the advisability and efficacy of poulticing and as to whether it affected anything but the superficial tissues, not the mastoid bone. The effects of a preincision over the mastoid process perhaps supplemented by leeches was also discussed at some length. The statistics presented by the different men varied greatly.

#### THE SEVENTEENTH MEETING 1884

The seventeenth meeting was held in the New Grand Hotel, Catskill Mountains, New York, on July 15, 1884, the Vice-President, J. S. Prout of Brooklyn, New York presiding. Twenty-three members attended plus three invited guests.

Dr. A. H. Buck opened the discussion on the two papers on acute and chronic mastoiditis. He also read a paper on the use of large doses of potassium or sodium iodide in cases of rapid loss of hearing supposed to be due to syphilitic disease.

Dr. S. Sexton of New York City exhibited photographs of various ear diseases and malformations and the technique for reattachment of the auricle after its almost complete severance from the head with stenosis of the meatus. He also spoke on the influence of dental irritation on the ear, and showed an instrument for removing the tonsils. He further discussed the use of peroxide of hydrogen in ear disease.

Several papers were referred to the Committee on Publications. These dealt with necrosis of the labyrinth with facial paralysis and partial recovery, reflex aural phenomena from nasopharyngeal catarrh, brain tumors and destruction of the labyrinth, tinnitus aurium, optic complications such as neuritis; other subjects included meningitis, hematomas,

Dr. C. H. Burnett stated he was generally against the mastoid operation but that, after leeching and perhaps "Wilde's incision" had been made and other measures had been adopted without relief, he then operated, and that "certainly 70 percent recover (i.e., heal) and no more than 10 percent die." He thought this showed the operation was not a very dangerous one and that "we should not throw up our arms and hands against it."

devices for treatment of nasal and postnasal inflammations, and the possibility of regaining hearing power by auditory training of deaf mutes. Several improvements in instruments were exhibited.

At this stage of progress in otology, it was not so much the complete evisceration of the mastoid cells that engaged the attention but rather "trepanning" and perforating the diseased mastoid, the choice of timing for the operation, and the relative risks and advantages of evacuating the pus through the tympanum and posterior wall of the external meatus, or by perforation of the mastoid cells externally.

Dr. Buck discussed at some length the difficulties of determining whether or not, in some instances, a tuning fork was actually heard by bone conduction or felt as a vibration.

A paper by W. W. Seely of Cincinnati, Ohio on the "jequirity" treatment of suppurative otitis media elicited considerable discussion. A powder made of fresh jequirity seeds was used in South America for the cure of granular eye lids and appeared to depend upon a ferment. There appeared to be considerable variation in the reactions obtained from this, not only in ophthalmology but in otological practice.

#### THE EIGHTEENTH MEETING 1885

The eighteenth meeting was held in the Pequot House, New London, Connecticut, on July 14, 1885. C. H. Burnett of Philadelphia was in the Chair.

Twenty-seven members attended and in addition an honorary member, Professor Alexander Graham Bell; also by invitation, six guests.

Dr. S. Sexton read a paper on a "conversion tube" for the oral instruction of deaf mutes. Professor Bell addressed the Society, calling attention to the large number of deaf mutes in institutions who still had a certain amount of hearing and, therefore, should be judged as hard of hearing people and not as deaf mutes. There was a voluminous discussion following the paper of Dr. Charles Kipp, who exhibited the work of Retzius on the anatomy of the organ of hearing of vertebrate animals; also on cocaine in deadening the pain of acute otitis media, and on the paper of Dr. Burnett on the relation between "chronic catarrhal otitis media" and "chronic catarrhal rhinitis."

In the evening session, Dr. H. Knapp discussed the desirability of adopting a uniform method of

#### THE NINETEENTH MEETING 1886

The nineteenth meeting was held at the Pequot House, New London, Connecticut, July 20, 1886 with Dr. J. S. Prout presiding. There were 26 members present and by invitation, five. Six applicants were elected to membership in the Society.

After the reports of the various officers and chairmen of committees were read, two interesting papers were given by Dr. S. Sexton of New York. The first was entitled "The Diagnosis and Treatment of Acute and Chronic Purulent Inflammations of the Middle Ear Tract and Their Complications," and the second, "A New Operation for the Radical Cure of Chronic Purulent Inflammation of the Middle Ear Tract." Of his 20,000 cases, 2,366 were selected for operation; 12 of the patients died. The anatomy of children's and adults' ears was described. Treatment appropriate to the type of inflammation and the complications was discussed in detail. Case histories were reported at length and various procedures and instruments were described for obtaining proper drainage of the middle ear tract. Indications for operation were discussed.

Having noticed a number of cases where the transmitting mechanism had been entirely destroyed

recording the results of examination of the acuteness of hearing. It was proposed that Dr. Knapp present his methods to the meeting of the German naturalists at Strasbourg in 1886 and that a committee be appointed to report in 1886 on a uniform system of recording the hearing power.

The following amendment to the constitution was offered and adopted: "To add to III, Members, the following paragraph: 'Candidates for membership shall have been engaged in the practice of aural surgery for at least 5 years, shall have given evidence of satisfactory scientific attainments, and shall have conducted themselves in conformity with the ethical rules of this Society'."

by disease and a spontaneous cure had followed, it occurred to Dr. Sexton that the curative action of nature might be imitated with advantage. He, therefore, removed the drum and the contents of the middle ear cavity. The first operation was done during the previous year and to avoid the danger from the gas light illumination in connection with the administration of ether, *he used an electric light attached to a head-band*. He first tried nitro-oxide gas but stated that the spasmodic movements that usually took place when this agent was used made it necessary to abandon the agent.

The first operation and a number of similar operations were successful in effecting a cure. Several new instruments useful in the operation were described. A lengthy discussion followed, particularly as to which cases were more suitable for his operation and which were more suitable for opening by way of the mastoid cortex.

There were two verbal communications: one by Dr. J. S. Prout on the use of adhesive plaster in a case of perforation of the membrana tympani, and one by Dr. Theobald on the use of apparatus for rarifying and condensing the air in the external meatus.

#### THE TWENTIETH MEETING 1887

The twentieth meeting was held at the Pequot House, New London, Connecticut, July 19, 1887. Of

a total of 67 active members, 25 were present plus six invited guests. Four new members were elected.

During the business meeting, Dr. H. Knapp reported for the Committee on "The Examination of the Power of Hearing and How to Record its Results," and the Committee was discharged with thanks. The human voice, the watch, Politzer's Acoumeter, tuning forks and the Rinne test were advised.

Papers on the removal of an exostosis from the external auditory meatus by Dr. C. H. Burnett, the

differential diagnosis between infections of the middle ear and those of the labyrinth by Dr. D. St. John Roosa, and the use of powders and an efficient powder blower by Dr. E. E. Holt were presented. Also, on the last subject, there was a paper read by Dr. S. Theobald.

#### THE TWENTY-FIRST MEETING 1888

The twenty-first meeting was held July 17, 1888, for the fourth consecutive time at the Pequot House in New London, Connecticut. Out of the listed 76 members, only 27 attended. There was no notation of the cause for this number of absentees. (They should have recovered from the big blizzard of March 12 by then!) Four new members were elected.

At the morning and afternoon sessions, among others, the following papers produced considerable discussion: one by Dr. Burnett on Meniere's disease relieved by excision of the membrana tympani and the malleus; a paper by Dr. A. H. Buck, "Reflex Influences in the Production of Naso-pharyngeal Catarrh." Dr. Buck also exhibited specimens from the ear of an elephant and reported a case of false drum membrane. Dr. C. Kipp reported three cases of transient bilateral horizontal nystagmus in con-

nection with purulent inflammation of the middle ear.

In addition to routine matters, it was voted that the meeting "to be held in Washington in September be considered a special meeting and that it be devoted exclusively to the consideration of scientific subjects." This meeting was held at the Arlington House, Washington, DC and was part of the first triennial meeting of the Congress of American Physicians and Surgeons. Eighteen members attended.

The sessions were declared open to the profession and the following gentlemen took part in the discussions: Drs. R. M. Ray, Beverly Robinson, R. Tilley, and R. F. Weir.

#### THE TWENTY-SECOND MEETING 1889

The twenty-second meeting was held at the Pequot House, New London, Connecticut, on July 16, 1889. Of the 79 listed active members, only 29 attended and, by invitation, three. Five new members were elected.

Among the excellent papers presented there was one by S. O. Richey on the "Functions of the Intra-Tympanic Muscles."

#### THE TWENTY-THIRD MEETING 1890

The twenty-third meeting was held at the Hotel Kaaterskill, Catskill Mountains, New York, July 15, 1890. Of 83 listed active members, 22 attended (little more than one quarter), and in addition, five invited guests. Five men were elected to membership.

ings of the American Ophthalmological Society and at the same place.

Several interesting papers were read, particularly those by Dr. A. H. Buck, Dr. H. Richards, and Dr. O. D. Pomeroy.

The American Otological Society meetings were still being regularly held preceding the regular meet-

#### THE TWENTY-FOURTH MEETING 1891

The twenty-fourth meeting was held in the Arlington House, Washington, DC, September 22, 1891 in connection with the Second Congress of American Physicians and Surgeons. Of a total of 85 active members, 27 were present plus six invited guests. President G. Bacon announced that invitations had been extended to a number of foreign otologists, but all had refused because of distance or the lateness of the season. Three new members were elected.

Dr. H. Richards read a concluding report on the anatomy of the elephant's ear and discussed in detail some of the most unexpected and peculiar formations in the ear of this animal. Four new illustrations were shown to clarify what had been set forth in the two papers on this subject already given to the Society by Drs. A. H. Buck and H. Richards.

Several papers on acute mastoiditis were read, and the possible prevention of deaths from meningitis was discussed.

#### THE TWENTY-FIFTH MEETING 1892

The twenty-fifth meeting was held in the Fort Griswold House, New London, Connecticut, July 19, 1892. Of 86 active members, 33 attended and nine other otologists by invitation. Three new members were elected.

Jack reported a remarkable improvement in hearing by removal of the stapes and Dr. Blake on middle ear operations. These papers were discussed at length and instruments were shown (think of this, 75 years ago!).

During the business session, a uniform nomenclature was proposed by Dr. E. D. Spear of Boston and, with the endorsements of Drs. C. J. Blake and J. Orne Green, was referred to the Business Committee for report. This nomenclature had been used at the Massachusetts Eye and Ear Infirmary in Boston.

A temporary loss of the use of the right hand obliged Dr. Blake to place the greater part of the operative work of his clinic in the hands of Dr. Jack, who thus had an opportunity to demonstrate the feasibility of the operation of stapedectomy on a human subject in a larger number of cases than had as yet been recorded anywhere. These operations were carried out at the suggestion and with the valuable advice of Dr. W. S. Bryant.

Purulent mastoiditis with the techniques of operation was discussed in several papers. Dr. F. L.

#### THE TWENTY-SIXTH MEETING 1893

The twenty-sixth meeting was held at the Fort Griswold House, New London, Connecticut, on July 18, 1893. There were 29 active members present and four invited guests. Five men were elected to active membership, which made that list total 89.

setts Eye and Ear Infirmary for the quarter ending July 1, 1893.

Seven papers were read in the morning. Those of Dr. A. H. Buck on "The Strongly Counter-Irritant Effects of the Usual Mastoid Operation," papers by Dr. T. Pooley and Dr. H. Knapp on brain surgery, and one by Dr. Emil Gruening on "A Case of Fatal Thrombosis of the Lateral Sinuses, with an Autopsy," were particularly interesting. Dr. C. J. Blake made a report on the Aural Clinic of the Massachu-

In the afternoon, among the presentations was one by J. Orne Green, who presented and discussed a valuable collection of pathological specimens, and among the papers read was one by Dr. Blake on "Stapedectomy and Other Middle Ear Operations," and one by Dr. Jack on "Further Observation on the Removal of the Stapes." Dr. Burnett's paper on "Surgical Treatment of So-called Meniere's disease (Aural Vertigo)" was read by title. Several ingenious instruments were presented by the members.

THE TWENTY-SEVENTH MEETING  
1894

The twenty-seventh meeting was held at the Arlington House, Washington, DC, May 29, 1894, in connection with the Third Triennial Congress of American Physicians and Surgeons. Only 25 active members were present and seven invited guests. Seven men were elected to active membership in the Society at this meeting, making the total of active membership 96.

Among the subjects discussed in the papers presented at this meeting were: brain abscess; death following suppurative otitis; chronic purulent otitis; surgical relief of Meniere's disease by "libera-

tion of the stapes"; the improvement of hearing by middle ear operations; mastoid operations with complications; successful operations on sinus thrombosis; lateral sinus phlebitis; remarks by Professor J. C. Gordon of the National Deaf-Mute College; and references to the working of the "Volta Bureau."

It was moved and carried "that it is the sense of this Society that at each Institute for the Deaf there should be a competent aurist to make careful examination of the condition of the ears of the inmates." Up to the present, this had not been customary in institutions for the deaf.

THE TWENTY-EIGHTH MEETING  
1895

The twenty-eighth meeting was held at the Pequot House, New London, Connecticut, July 16, 1895. There were 32 active members present and three invited guests. Four candidates were elected to membership at this meeting.

The following addition was made to the Constitution: "That all members elected hereafter shall bear the title of Associate until they shall have attended three annual meetings of the Society, when they shall, ipso facto, become full members."

In the morning, there was a demonstration of pathological specimens and seven papers were read on mastoid disease, one paper on foreign bodies in the external auditory canal, one on cartilaginous exostoses of the ear, and one on sarcoma of the neck causing deafness.

Among the nine items in the afternoon session, there was an exhibition of instruments and photographs of the tympanic membrane with a plea for more frequent cadaver surgery in teaching. Middle ear inflammations and foreign bodies were discussed.

THE TWENTY-NINTH MEETING  
1896

The twenty-ninth meeting was held at the Pequot House, New London, Connecticut, July 14, 1896. Of 106 active and associate members, only 20 attended this meeting and, by invitation, seven non-members. No reason was given for the sparse attendance. Possibly it was because fewer ophthalmologists were now attending otological meetings.

At the morning session, there were four papers on suppurative otitis media and its complications, four on brain involvement, a case of facial paralysis from caries of the fallopian canal without involvement of the mastoid cells, an analysis of 114 cases of mastoiditis, and a case of erysipelas following opening of a mastoid abscess.

At the 3:00 p.m. session, Dr. C. J. Blake discussed the use of drills for the mastoid operation.

THE THIRTIETH MEETING  
1897

The thirtieth meeting of the Society was held in Washington, DC on May 4, 1897, in connection with the Fourth Triennial Session of the Congress of American Physicians and Surgeons. Thirty-two active members were present, thirteen being from New York; also, ten invited guests. Four were elected to membership. Dr. C. J. Blake read a paper on the relationship of otology to general medicine before the meeting of the Congress; also, a paper on "Goutiness in its Relation to Diseases of the Ear."

Among other papers read was one by Dr. E. B. Dench on "The Differential Diagnosis between Diseases of the Sound-conducting and Sound-perceiving Apparatus." Dr. G. Bacon read a paper on the most important symptoms indicating operation in mastoid disease, and another paper on extreme deafness with great improvement in the hearing following the use of pilocarpine. Dr. Tansley's paper was on "Deviated Nasal Septa in Ear Diseases, with a New Operation for their Correction."

THE THIRTY-FIRST MEETING  
1898

The thirty-first meeting was held at the Pequot House, New London, Connecticut, July 19, 1898. Of 97 active and associate members, 40 were present plus eight invited guests. Eight new members were elected at this meeting.

One of the most interesting papers was read by Dr. H. Knapp on "The Functional Examination of the Ear with an Exhibition of Bezold's Continuous Tone Series."

THE THIRTY-SECOND MEETING  
1899

The thirty-second meeting was held on July 19, 1899 at the Pequot House in New London, Connecticut. It will be noted that the custom of meeting at the same time and place as the American Ophthalmological Society was still maintained, although the number of men who were also ophthalmologists in the Otological Society was gradually diminishing.

With three exceptions, all of the papers were on mastoiditis, its complications, or operative techniques.

Of a total of 97 active and associate members, 32 were present, plus seven invited guests. Three recommended candidates were elected and the names of three candidates were, upon request, carried over until the next meeting.

Dr. C. J. Blake proposed that through a committee appointed for the purpose, there be cooperation between the American Otological Society and a committee of the National Association of Teachers of the Deaf and Dumb in order to secure systematic otologic, rhinologic, and laryngologic examinations of pupils in deaf-mute schools.



## THE OLD ORDER PASSETH

1900-1919

### THE THIRTY-THIRD MEETING THROUGH THE FIFTY-SECOND MEETING

MOSES H. LURIE, M.D.

At the meeting of the American Otological Society on May 1, 1900, in Washington DC, there were 39 present from its membership of 100. Twelve were associates.

The program was a typical one of the Society. The following seven papers and their authors are listed:

1. Herman Knapp, who introduced the use of cocaine in this country: "Extensive caries of the mastoid and petrous portions of the temporal bone. Operation: Recovery with restoration of perfect hearing and preservations of the external ear canal and the tympanic cavity."
2. Hiram Woods: "A Fatal Case of Sinus Thrombosis with Metastatic Abscess."
3. Edward B. Dench: "A Case of Sinus Thrombosis, Complicated by Cerebellar Abscess."
4. Edward Friedenber: "Pneumococci Perisinusitis."
5. Gorham Bacon: "A Case of Chronic Purulent Otitis Followed by Abscess in the Temporosphenoidal Lobe and also on Abscess in the Cerebellar."
6. Charles H. Burnett: "Chronic Ear Vertigo: Its Mechanism and Surgical Treatment."
7. B. Alexander Randall: "The Clinical Anatomy of the Eustachian Tubes."

It is of interest that all the papers except one were on surgical problems, the complications and the treatment of them. One was on anatomy.

The men presenting the cases were leaders in their specialty and represented the specialty practiced in New York and Philadelphia. The large majority of the members were from the Atlantic Eastern

states that is, New York, Pennsylvania, Massachusetts, and Maryland and from Washington, DC. The Society at this time had a number of otologists who were known not only in the United States as leaders, but also in Europe. For those who might be interested, Politzer's *History of Otology, Volume II*, will testify to the standing of the members.

All were teachers in the various medical schools and hospitals. They were all prolific writers on various aspects of otology. That a number of them were a little ahead of their time can be seen by further examination of their work.

W. Sohler Bryant, in 1904, demonstrated a phonographic acoumeter for the testing of hearing, a device using Edison's phonograph for the source of sound which tested the hearing, both monaural and binaural. This was an attempt to put the testing of hearing on a physical basis, but it was not until the advent of the 1A audiometer that this was accomplished.

Eugene Crockett reported on the removal of stapes and destroying the labyrinth through the middle ear by way of the oval window for Meniere's disease. He reported 30 cases with failures in two, in which the stapes were not removed. This technique was forgotten, and renewed 50 years later.

Clarence Blake led the great controversy that ran for years through the *Transactions* on the blood-clot method of healing mastoid operations.

Drs. Edward Dench and Fred Whiting reported their treatment of brain abscess. The otologist in the early half of the twentieth century treated the brain complications secondary to ear disease.

As the period progressed toward 1910, physiology, bacteriology, and blood determinations began to creep into the reports of the members. The use of the lumbar puncture for diagnosis of meningitis

was reported. The controversy about ligation of the jugular veins in septicemia, incising, and draining of the lateral sinus runs steadily through the *Transactions*.

George E. Shambaugh worked on the circulation of the labyrinth and his embryological reports occur regularly in the *Transactions* of the Society.

By 1909, the younger men, who were associate members for a year before becoming full members, began to make themselves felt in the Society and in the progress of otological skills.

Drs. Jack, Randall, and Gruening still played important roles and were Presidents of the Society.

In 1908, the Society had its first symposium on otosclerosis: Thomas J. Harris on Etiology; Sohler Bryant, Pathology and Prognosis; and George E. Shambaugh on Symptoms and Diagnosis of Otosclerosis. The three papers were discussed by E. B. Dench. Arthur B. Duel, during the discussion, brought up the question of inheritance. He mentioned "the Abbot of Burnn (Mendel) who died about 25 years ago and dabbled in science and published some papers on the crossing of peas and hawk weeds occurring in his garden." He brought up the question of preventing intermarriage of those who have otosclerosis.

At the same meeting, Dr. Edward Friedenber presented a summary of the non-acoustic functions of the labyrinth. This was a rather complete summary of what was known about the vestibular apparatus up to that time.

In 1909, the physiology of the vestibular apparatus was again presented by Dr. Friedenber. Dr. Bryant presented his theory of tone perception in the cochlea. He stated that: (a) anatomical and histological structures of the scala media are incapable of sympathetic vibrations; and (b) complicated resonance theories are unnecessary for explanation of phenomena of sound perception.

Dr. Shambaugh discussed the paper and called attention to the fact that it was a revival of the Rutherford theory.

The papers are of significance for they show that the members of the Society were meeting not only to exchange surgical ideas concerning the treatment of diseases, but were becoming interested in the basic approach to otological physiology, pathology, and bacteriology.

By 1911, a group of new members, who were to play important roles in the Society, were elected: Max Goldstein, St. Louis; H. P. Mosher, Boston; John D. Richards, New York; and Phillip Kerrison of New York.

These men were destined to carry the Society to new heights in the practice of otology. All became famous for the different roles they played in the advance of otology: Dr. Goldstein for his handling of deaf children; Dr. Mosher with his great teaching ability; Drs. Richards and Kerrison for their development of otological techniques and operations.

In 1910 and 1911, the Society meetings seemed to be concerned chiefly with intracranial otitic complications, meningitis, and sinus thrombosis. S. MacCuen Smith, reported on intracranial lesions complicating acute aural disease. John B. Rae and F. J. Blodgett discussed sinus thrombosis and the question of tying the jugular vein, opening of the lateral sinus, and obtaining free bleeding.

The problem of prevention of deafness was presented by G. Hudson-Makuen in 1913. The question of inherited deafness and acquired deafness was discussed. Brain abscess of otitic origin, meningitis, and labyrinthitis were discussed and regarded by the members as the main problems of the treatment of complications from ear infections.

Dr. W. Sohler Bryant presented his protective mastoid operation as an operation of choice, to prevent future complications and preserve the hearing of patients. T. J. Harris discussed the recent views regarding otosclerosis that were now beginning to interest the otologist. Drs. Plummer and Mosher discussed and presented a summary of the Heath operation, which Dr. Heath demonstrated in Boston during the International Otological Congress in 1912.

In 1914, Dr. E. Crockett reported on the after-results of the removal of the stapes for relief of auditory vertigo, and ended his remarks with the following: "I always felt that my three papers on this subject have not met with much enthusiasm and have had very little discussion, and I have not known of the operation being done elsewhere. This is also a painful shock to one's vanity. It seems to me it is a very simple procedure for a very troublesome disease. I believe it is just as efficacious as the very severe labyrinthine operation advised by surgical writers and followed by many imitators all over the world." It took about 50 years to revive Crockett's work.

Edgar Holmes discussed aural complications in typhoid fever, a condition which seems practically unknown today.

In 1915, J. Gordon Wilson gave his opinion concerning the differential diagnosis of lesions of the labyrinth and cerebellum. B. Alexander Randall and Isaac H. Jones read papers on the ear tests of Barany in locating cerebellar and other encephalic lesions. They also reported the establishment of a neuro-otological department at the University of Pennsylvania. Dr. Emil Amberg discussed the x-ray in the diagnosis of mastoiditis. This was one of the first of the Otological Society's reports on x-ray as a diagnostic tool.

The meeting in 1916 was concerned largely with discussions of brain abscess, meningitis, and infections of the streptococcus capsularis (pneumococci). Dr. Law demonstrated the importance of x-ray in mastoid diagnosis; Dr. Goldstein of St. Louis stressed the psychological study of the deaf child; and Dr. Wilson discussed the relation of the ear to the central nervous system.

In 1917, Dr. Wilson reported on injury to the ear from high explosives. Meningitis and its treatment still commanded a great deal of attention as was obvious from the reports and recurring discussions on otitic meningitis. Drs. B. Alexander Randall and Isaac H. Jones gave papers on the kinetic labyrinth and on the physiology of the vestibular labyrinth.

World War I activities took up most of the 1918 meeting in discussions of organization of the otolaryngological service. Dr. E. R. Lewis presented the otological problems from the standpoint of the aviation service, with discussion by Robertson on the effects the ear produced on the aviator. Charles W. Richardson presented a paper on ear protectors to prevent injury to the ear from acoustic trauma.

Dr. Bigelow presented his classification of the mastoid cells by use of x-ray, and Dr. L. Fisher wrote on methods of analysis in Barany tests.

During the 1919 meeting, Drs. L. W. Dean and C. C. Bunch presented their pitch-range audiometer and discussed its use in otology. Modern audiometric methods of testing were beginning to supplant the old. G. L. Tobey gave a summary on lateral sinus thrombosis with a plea for simple ligation of the internal jugular vein. Otherwise, most of the meeting was taken up with reports of the work done in the military services.

Thus, the years from 1910 to 1919 were taken up chiefly with the complications of ear infections and their treatment. In this period were formed the basic concepts of the handling of these complications on which future treatments were developed.

Radiology of the mastoids was being evaluated and was correlated with the clinical findings in infections of the middle ear and mastoiditis. This fundamental correlation became very useful in the later decades.

The functions of the vestibular apparatus were studied more intensely, and its relation to aviation became very important during World War I.

The studies on deafness and otosclerosis began to play an important role with the otologists. Hearing tests were improved and the electric audiometer was about to be introduced. Thus, in the years from 1900 to 1919, a firm foundation was laid for future otologists upon which to build. Operations that were tried during this period and discarded were again revived with better results as new techniques, scientific studies, and the correlation of the basic sciences with otological problems came more into use.

## THE SCIENCE OF OTOTOLOGY

AUDIOMETRIC THRESHOLD AND  
ABOVE-THRESHOLD MEASUREMENTS  
RESEARCH FUND OF THE SOCIETY  
(CENTRAL BUREAU OF RESEARCH)

1920-1939

THE FIFTY-THIRD MEETING THROUGH  
THE SEVENTY-SECOND MEETING

PHILIP E. MELTZER, M.D.  
LAWRENCE R. BOIES, M.D.

It is evident in reading the *Transactions of the American Otological Society* for the years before 1920 that the members were quick to adopt the advances made in surgical and medical procedures, not only in the treatment of ear disease and its complications, but in all branches of medical science applicable to the specialty of otology. When one considers the deficiencies of equipment in the era before 1900 as compared with present day equipment, it is indeed remarkable that these pioneer members of the American Otological Society were so skillful in the diagnosis and treatment of ear disease. There were then, as now, the ultra-conservative members who never seemed to encounter the complications commonly seen by other otologists, yet claimed that they were able to get amazing cures with minimal or no surgical interference.

Hearing was tested by tuning forks, the acoumeter, Galton whistle, monochord, and steel rods from the earliest years of otology and these continued to be the devices for testing hearing until the audiometer was perfected and standardized in the mid-1920s. The 2A clinical audiometer made by the Western Electric Company did much to get the audiometer established as a means of testing hearing by the otologist.

Although each decade was replete with new surgical developments, it can be truthfully stated that the years from 1920 on were the years during which the science of otology was advanced, and it is with great pride that the Society acknowledges the great contributions of its many members.

After the First World War, it was only natural that aviation medicine, a completely new field, would

be one in which the otologist would be very much interested. Dr. Isaac Jones and his associate, Dr. Lewis Fisher, did extensive studies on this subject.

Dr. Fowler's presentation of his loudness-recruitment phenomenon was a most important contribution in this period, and this test continues to be one of the most efficient tests for the diagnosis and differentiation of cochlear from retrocochlear nerve deafness. For the detection and care of deafness in children, the Society can proudly point to the influence it had upon national legislatures in getting laws passed that provided early and repeated examination of the hearing in school children.

Also in the early 1920s, members of the Society had the foresight to recommend a specific educational and training program for the preparation of the resident in otolaryngology.

Pursuant to resolutions made by the American Otological Society, the American Laryngological, Rhinological, and Otological Society, the American Academy of Ophthalmology and Otolaryngology, and a section of the American Medical Association, the representatives of these associations met on November 10, 1924, at the request of George E. Shambaugh, and created an organization called the American Board of Otolaryngology. Representing the American Otological Society and to serve for 5 years were T. H. Halsted and H. W. Loeb. A constitution and by-laws were adopted, and the following officers were elected; H. P. Mosher, President; R. F. Spencer, Vice-President; and H. W. Loeb, Secretary and Treasurer. The American Board of Otolaryngology was incorporated on January 6, 1925, under the laws of the State of Missouri.

In 1921, a committee had been authorized to consider the scope and plan of an investigation of the subject of otosclerosis. Norval H. Pierce was appointed chairman of the Committee on Otosclerosis. In 1923, he made specific recommendations (that were finally formulated in 1924 by Arthur B. Duel) in which he outlined a complete plan of investigation of otosclerosis from a financial and administrative point of view. This plan called for a Research Fund Committee empowered to collect a permanent fund, the interest from which was to be administered by the committee, to support research pertaining to otosclerosis and related problems.

In 1924, it was at the instigation of Dr. Duel and other members of the Committee on Otosclerosis that the Central Bureau of Research of the American Otological Society was established at the New York Academy of Medicine, New York City. The Central Bureau of Research was to be under the direction of Dr. Duel. This Bureau was to collect all correspondence and records dealing with otosclerosis, as well as anatomical material that would be submitted for microscopic study (and as clarified later, was to consist of the secretariat of the Board of Trustees of the Research Fund of the Society).

In 1925, a member of the Carnegie Corporation assured the Committee on Otosclerosis that he would recommend the granting of funds in the amount of \$25,000 for 5 years. In order to receive such funds, the American Otological Society had to become incorporated, and did so in June, 1926.

In the later 1920s, Wever and Bray discovered the startling phenomenon that was later given their name. For the first time in history, because of their investigations, measurement of the action potentials in the cochlea of animals was possible. The importance of the work of Wever and Bray was immediately recognized by the members of the Society, and funds provided by the Board of Trustees of the Research Fund helped to support many neurophysiological investigations made possible by their discovery.

During the latter part of the 1920s, Sir Charles A. Ballance, with the assistance of Dr. Duel and his associates, began the monumental research on the anatomy and physiology of the facial nerve. The culmination of this work was the presentation of a surgical procedure for the relief of facial nerve paralysis.

By 1930, the anatomy of the petrous portion of the temporal bone had been intensively studied in

the hope that disease in this area could be surgically approached. One of the earliest investigations supported by the Research Fund, and one that has continued to the present day, was that of Theodore Bast and Barry Anson and their associates. Their detailed descriptions of the relation of the membranous structures in the perilymphatic space to the oval window has been most helpful in the prevention of trauma to these delicate structures in the surgery of stapedectomy for improvement of hearing in otosclerosis.

In the era of 1930, the surgical treatment for Meniere's disease by evulsing the membranous labyrinth through an opening made in the lateral semicircular canal was being practiced. It was in this period also that Dr. Dandy, a neurosurgeon at the Johns Hopkins School of Medicine, gave his report before the Society of cases wherein he sectioned the vestibular branch of the eighth nerve leaving the cochlear division intact in the hope of maintaining the residual hearing.

Prontosil, the first of the chemotherapeutic agents, was introduced for otologic use in 1935. Then came the sulfonamides, which turned out to be the long-awaited fulfillment in the quest for something other than palliative drugs and surgery to use in the woeful struggle against bacteriological disease.

R. Barany, upon making an opening into the lateral semicircular canal, had noted the immediate improvement in hearing in a patient suffering from chronic deafness. G. Holmgren, aware of Barany's observations, tried repeatedly to improve hearing in otosclerosis by creating a permanent opening into the lateral canal, but met with continued failure, owing to rapid closure. In the early 1930s, Maurice Sourdille, observing Holmgren's work, devised a brilliant, but complicated technique that, for a while, improved hearing and in some cases, improvement was permanent. His procedure never caught the fancy of otologists. In 1938, the one-stage fenestration technique of Julius Lempert of New York was presented to the Society in a paper read by Dr. Samuel Kopetsky. The Lempert procedure patterned after Sourdille's operation for the improvement of hearing in otosclerosis was revolutionary in its concept.

Middle-ear and mastoid infections with their complications continued to plague otologists in the period between 1920 and 1940. The younger American-trained otologists had now come upon the scene to follow in the footsteps of their European-

trained preceptors. Surgical techniques also had improved immensely with time, which is quite understandable. The simple mastoidectomy and radical mastoidectomy were generally well performed in most otological centers. The treatment of the complications, however, still continued to be a controversial subject. One of the controversies was whether to skin graft the radical cavity immediately or wait until after the blood supply had improved, or whether to let nature epithelialize the cavity by natural ingrowth. This was a subject for frequent discussion and never was answered conclusively.

The management of sinus phlebitis and sinus thrombosis was another topic of frequent discussion. One group of surgeons advocated immediate ligation of the jugular vein with incision of the lateral sinus; another group advocated ligation and excision of the jugular vein with incision of the lateral sinus; and still another group believed in no ligation of the jugular vein unless there were no symptomatic indications. All surgeons advocated incision and drainage of the lateral sinus; fortu-

#### THE FIFTY-THIRD MEETING 1920

The fifty-third meeting was held at the Copley-Plaza Hotel, Boston, Massachusetts, on May 31-June 1, 1920.

The Committee on the Deaf Child, composed of members from the specialty section of the American Medical Association, and by representatives from the American Otological Society, namely, Charles W. R. Richardson, J. Harris, and Max A. Goldstein, recommended the following:

1. Deafness should be made reportable.
2. Methods should be standardized for examination of children in schools and for teaching of the deaf child.
3. Classification of type of deaf child.
4. Schools for the deaf be established.
5. Medical cooperation.

This was a truly extensive and farsighted program in early detection and management of an acknowledged serious problem.

nately, this complication is rare now and rarely is a subject for discussion.

The modified radical mastoidectomy, as introduced independently by H. B. Blackwell and C. Heath, for the conservation of residual hearing after the eradication of the diseased tissue, was advocated and practiced sporadically for several years. This procedure met with little acceptance purely because the surgical techniques at that time were inadequate. This operation, which actually was the forerunner of the procedures independently developed by Fritz Zöllner and Horst Wüllstein, was revived and more completely and thoroughly performed only because of Dr. Lempert's advanced technique and introduction of greater illumination, and the use of loupe magnification in temporal bone surgery. This led to the revival of the operating microscope by G. Shambaugh Jr. for the fenestration operation (first utilized by Nylen and Holmgren for early operations for otosclerosis). Thus was established the era of microsurgery for all types of restorative operations for conductive hearing losses.

L. W. Dean and C. C. Bunch reported on one year's use of their pitch-range audiometer in the otological clinic. The audiometer used had a range from 30 to 7000 dB. Charts were presented to show the accuracy and reliability of records in comparison with other clinical tests. They requested the adoption of these more scientific means of testing the hearing.

Norval H. Pierce discussed "The Normal and Pathological Pneumatization of the Temporal Bone," and summarized Wittmaack's theory of pneumatization on which a treatise had been published in 1918.

In "Popular Fallacies in the Practice of Otolology," by George E. Shambaugh, there was such a wise statement: "We all are creatures of habit. This may have its advantages, but it also has its disadvantages. One of the disadvantages is the perpetuation in the practice of methods of treatment that an increasing knowledge has long since shown to be illogical and useless."

"The Education of the Vestibular Sense," by Fred J. Martel and Isaac H. Jones, was a study restricted entirely to physiological and anatomical

pathways of the eighth nerve fibers with their association with other cranial nerve nuclei. Dr. Isaac Jones did much for American otology in interpre-

ting vestibular function, particularly when applied in aviation. Very little was actually known about the vestibular function in aviation.

#### THE FIFTY-FOURTH MEETING 1921

The fifty-fourth meeting was held at Hotel Chelsea, Atlantic City, New Jersey, on June 1-2, 1921. A report was given by Charles Richardson, Chairman of the Committee on the Deaf Child. The principal work before this committee was to codify and tabulate the laws existing in the various states of the union relating to education of the deaf child. Their aim was to have a standardized law and make the laws as uniform as possible. He presented a list of the states and indicated what they do for the deafened child and adult. The following resolution was proposed: "Resolved: The Committee recommends exclusively oral instruction of the deaf child and that oral teaching of the congenitally deaf child and the acquired deaf child be made part of a department of the public school system in all larger cities."

Norval H. Pierce moved that the President appoint a committee to consider the scope and plan an investigation of the subject of otosclerosis, to report at the next meeting of the Society. The President appointed Doctors John G. Wilson, George Shambaugh, Henry P. Cahill, and James G. Dwyer, with Dr. Norval H. Pierce as Chairman. B. Alexander Randall, Chairman of the Committee on the training of Otolaryngologists, proposed the following:

1. That students preparing for the practice of otolaryngology be graduates of a Class A medical school and complete one year internship prior to specialization.

2. The minimum training should consist of 18 months full time, with the first year in one institution and the last 6 months continued in that institution or in another approved institution, and, during the first year, half of the time should be devoted to clinical studies and the other half to fundamental sciences and laboratory work.

#### THE FIFTY-FIFTH MEETING 1922

This meeting, held at Hotel Raleigh, Washington, DC, on May 1-3, 1922 was of historical interest. Dr. E. P. Fowler and R. L. Wegel, Ph.D. of the research laboratory of the American Telephone and

3. All of this work must be on the basis of graduate instruction and under proper supervision.

4. Fundamental science should be taught in properly equipped laboratories and the clinical work should be carried out in well-organized clinics or special hospitals.

5. Provision should be made for special courses and assistantships. Three years were recommended for these studies.

Dr. Pierce moved that the President appoint a committee to consider the standardization of tuning forks. Dr. Dench was thereupon appointed Chairman, with Doctors Wilson, Dean, and Randall as other members of the committee.

"Operative Treatment of Suppurative Meningitis," by President Wells P. Eagleton, was probably the longest presidential address ever given at a meeting of this Society. It was the summation of a lifetime of work in his effort to cure otitic meningitis. It was highly lauded by the membership.

"Operative Procedures upon the Internal Jugular Vein in Cases of Sinus Thrombosis of Otitic Origin," by Edwin B. Dench, was a clinical paper discussing an experience with 97 cases of lateral sinus thrombosis.

"A Study in Otosclerosis," by Henry P. Cahill, presented the theory that otosclerosis resembles a neoplastic growth, probably activated by infections and metabolic changes, with an inherited factor also. This paper provoked the longest and most favorable discussion of the meeting.

Telegraph Company and Western Electric Company gave a paper entitled: "Presentation of a New Instrument for Determining the Amount and Character of Auditory Sensation." This instrument intro-

duced the use of the pure-tone range throughout the frequency scale from 64 to 16,000 cycles per second with an intensity scale range from below audibility to where sound is painful. The instrument was called an audiometer and the philosophy of audiometry was that it would ultimately be the method for the accurate evaluation of hearing threshold. The authors suggested that hearing tests could be universally comparable when standards could be adopted. Dr. Fowler recognized the fallacies of interpretation of bone conduction at this introductory stage of the audiometer and asked that we preserve an open mind in the interpretation of an audiogram. He had great faith in its value in diagnosis of hearing deficiencies. His insight and foresight as regards the possibilities of this instrument were prophetic.

Doctors Dean and Bunch, working at the University of Iowa, had originated an instrument called the "pitch-range audiometer." It had a continuous sweep from the lowest to the highest audible tone by the turning of a lever. The pitch-range audiometer determined a point by varying simultaneously both frequency and intensity while Dr. Fowler's audiometer maintained a definite frequency, but with the ability to vary the intensity, just as the present day audiometer does.

"Skiagraph Studies in Ear Disease With Relation to the Degree of Pneumatization of the Mastoid" were reported by Norval H. Pierce. The purpose of these studies was to ascertain the degree of pneumatization of the mastoids on a series of patients with deafness due to middle ear disease other than chronic suppurative otitis. He gave an excellent presentation of the Wittmaack theory and then pre-

#### THE FIFTY-SIXTH MEETING 1923

Several important committee reports were given at this meeting which was held at the Ambassador Hotel, Atlantic City, New Jersey, on May 14-15, 1923. The committee consisting of S. M. Smith, F. L. Jack, and J. F. McKernon appointed previously to consider the affiliation between the American Laryngological Association and the American Otological Society, reported as follows:

"Your committee appointed by the President at the last annual meeting of the Society to consider and report upon the advisability of an affiliation between the American Otological Society and the

sented types of pneumatization as described by Wittmaack.

"Review of our Knowledge of the Blood Vessels Supplying the Internal Ear," by George E. Shambaugh, brought the members up to date. The subject was not only of scientific interest, but also of great practical bearing on clinical otology

Samuel D. Ingham and Isaac H. Jones presented a paper on "Certain Neuro-otologic Problems." The labyrinthine investigations by Barany had instigated a world-wide interest in neuro-otology. It was actually relatively new to otologists.

Two items from the business meeting are noteworthy: The Council recommended the establishment of a special journal dealing with otolaryngology. Dr. Shambaugh stated that the trustees of the American Medical Association would favorably consider the editing of such a publication if a request and endorsement were received from the three societies, the American Otological Society, the American Laryngological Association, and the American Laryngological, Rhinological and Otolological Society. The American Medical Association would assume financial and editorial responsibility. This was apparently the origin of the Archives of Otolaryngology.

Dr. Herbert S. Birkett proposed that an amalgamation of the American Otological Society and the American Laryngological Association be considered. A committee was appointed to meet with a committee representing the American Laryngological Association.

American Laryngological Association, beg to report as follows:

1. The American Otological Society was the first special society formed in the world having for its objective the advancement and study of diseases of the ear.

2. Being the oldest Society, it would be regrettable to submerge its identity in that of another, however kindred, and further we believe it unwise because with affiliation of two such active societies as the American Otological Society and the Ameri-

can Laryngological Association not enough time and attention could be given to a subject as broad and far-reaching in its ramifications as modern otolaryngology.

3. We recommend that whenever possible the meetings of the two societies correspond as to time and place.

4. When time and place correspond, that the meetings of the society be held on consecutive days.

The following report of the Committee on Otosclerosis was given by Norval H. Pierce:

"As the cause of otosclerosis is unknown and treatment futile, and as the pathology of otosclerosis has been investigated by several otologists and opinions of the investigations diverge greatly, and for several other relevant reasons, the committee makes the following recommendations:

1. That a systematic course of research and investigation be inaugurated and carried on for a number of years; the American Otological Society to have supervision of the work of investigation and research.

2. An endowment of \$100,000 or a yearly grant of \$5,000 for a term of years shall be procured, or one of the endowed institutions may be approached with a view of taking over that portion of the laboratory and other work that requires expenditure of money.

3. A pathologist specially trained in bone pathology and in histologic technique for the preparation of the ear sections shall be secured.

4. Representatives appointed by the American Otological Society and other Societies, resident in the various large Centers, shall constitute a working committee who are to collect specimens of otosclerosis from large institutions such as poor houses, public sanatoria, large hospitals, and from private sources. To these representatives shall be entrusted the collection of histories and clinical diagnosis of cases, during the lifetime of the patients whenever possible. These representatives shall see to it that the temporal bones are properly removed from the bodies, placed in suitable fixing solution and forwarded to the Center of investigation.

5. The Center shall be determined by the Society, the determination being contingent on the fulfillment of the above recommendations."

The following remarks by Dr. B. A. Randall, in view of the present-day diagnosis of otosclerosis, are most interesting: "I rise as a skeptic. This disease may be widespread, but it is very thinly spread. I have seen perhaps 30 cases that I should consider otosclerotic. If you accept the Bezold triad as marking otosclerosis, we shall have them by the thousands, but I don't think these are true cases of otosclerosis." Dr. Randall was never willing to accept this report. He felt that this activity would be a waste of time and money.

Dr. L. W. Dean, knowing what the expense would be for such an investigation, indicated that a sum of \$5,000 per year as suggested by the committee, would be completely inadequate and suggested that if a foundation were to be approached for money, at least \$20,000 would be needed. Dr. Edward B. Dench felt the Society members must make an effort to raise money first before approaching the Rockefeller Foundation. He suggested that the Society should assess members a small amount to raise the first funds. He said, "If all the Societies do that and then go to the Rockefeller Foundation and ask for further help, they will see that we are in earnest with our pocketbooks as well as our ideas."

It is of utmost interest that Dr. Pierce saw the need of getting otosclerotic temporal bones, well documented histories—all examined by specially trained pathologists—and centralizing the information. If the Societies could have done at that time what the organizers of the present day Centurion Club of The Deafness Research Foundation later did, then they would have had \$70,000 or more each year to fund the investigation of otosclerosis.

Among the papers read at this meeting were:

1. "The Department of Otolaryngology in the University School of Medicine," by George E. Shambaugh, Chicago. This was a farsighted plan of what such a department should consist of:

- (a) Undergraduate teaching and graduate teaching,
- (b) Fostering of research,
- (c) Adequate out-patient departments,
- (d) Establishment of fellowships.

2. "The Public Day-School for Deaf Children," by Miss Carrie Wallace Kearns of New York City. This was a discussion of methods of educating the deaf child.

3. "Lip Reading for the Hard of Hearing," by Miss Elizabeth Helm Nitchie, New York City. The writer was one of the pioneer teachers of this method.

#### THE FIFTY-SEVENTH MEETING

1924

The fifty-seventh meeting was held at Hotel Raleigh, Washington, DC, on June 4-6, 1924. George E. Shambaugh, as Chairman of a committee, spoke in behalf of a national examining Board of Otolaryngology. The board would be formed to examine otolaryngologists who wished to be recognized as to their qualifications to practice otolaryngology. Two members of each of the other national societies had been appointed to serve on the committee. He asked and received approval for this board.

The members of the Society also approved the publication by the American Medical Association of a new Journal of Otolaryngology.

Dr. John S. Frazer, the eminent English otologist, was elected an honorary member of the Society as were Professor D. C. Miller and R. L. Wegel, Ph.D.

T. J. Harris, the Secretary, announced that the dues were raised to \$25, ten dollars of which was to be put into a fund for research pertaining to otosclerosis. The fund amounted to \$1,000.

As no action was taken by the Society on Dr. Pierce's committee report for the investigation of otosclerosis, discussion was postponed until after Arthur B. Duel read his paper in which he was to discuss the problem of otosclerosis and present a plan for handling the entire subject from an investigative, financial, and administrative standpoint.

Of greatest importance was the presentation by Dr. Duel, "Otosclerosis: How Shall We Solve the Problem?" Every angle of the subject was briefly and effectively discussed, but the highlight of his paper was his thoroughly organized and planned procedure for getting the investigation of this problem started. Some of his remarks bear repeating. "For success the study of otosclerosis must be intensive, continuous, and correlated. Time must not be considered, for the success of such an effort depends on the sympathy and active cooperation of otologists as a body." This was the plan proposed:

"The Pathology of Deafmutism," by L. S. Fraser, Edinburgh, Scotland, was a well-presented discussion of the subject, from every standpoint, with excellent illustrations.

1. That the Society sanction the solicitation of a fund for otological research for the eradication of otosclerosis.

2. That this fund be solicited by and be placed under the direction of some well-organized institution that has a self-perpetuating body that would administer it in an effective way. Adequate laboratory facilities should be provided and an advisory board selected from scientists throughout the country working along any line of research that might bear upon the subject.

3. That a report of progress be made in writing to the Council of the Society at each annual meeting, and, at their discretion, to be read in whole or in part before the Society.

4. That discoveries of great value be published so that the world may reap the benefit.

To carry out this work in an unhampered way, a fund of \$500,000 should be raised. Should this not be forthcoming at once, it might be inaugurated by a fund from subscribing members from whom a small yearly subscription might be solicited to carry on the work and who in turn might receive such bulletins as the administrators might publish.

Dr. Duel in his wisdom and farsightedness, stated, "A century from now eugenics may hold such sway that otosclerosis along with insanity, epilepsy, and many other transmissible defects may be wiped out. If this plan is sanctioned, it would be to the glory of no individual but to the American Otological Society."

In the discussion that followed it was decided that the research and the personnel would be under the supervision of a committee appointed by the Society. Dr. Harris stated that this proposal if adopted would undoubtedly be the biggest step undertaken by the Society. Thereupon a motion was made by Dr. Dench, which was carried, that the matter proposed by Dr. Duel be referred back to the Committee on Otosclerosis, with power to act.

Two papers, "Conservative Treatment of the Chronic Suppurative Ear," by Henry Haskins, New York City, and "The Operative Treatment of Chronic Otorrhea," by John R. Page, New York City provoked more discussion than all the others combined. There was more logic evolved in these discussions than could be gleaned from any one paper.

#### THE FIFTY-EIGHTH MEETING\* 1925

The fifty-eighth meeting was held at Hotel Raleigh, Washington, DC, on May 4-5, 1925. Some important and significant committee reports were made in the business meeting. The following is a report of the Committee on Otosclerosis by Norval H. Pierce:

"Your Committee as a whole has held two meetings during the year, one in New York and one in Washington, DC. The Chicago members have held five informal meetings, discussing various phases of the subject, the conclusions being reported to the Committee at its called meetings and otherwise.

A general plan of procedure was drawn up:

A. It was decided that a circular should be sent to otolaryngologists of the United States, soliciting material for pathological study. In this circular it was pointed out, first, the difficulty of acquiring such material; second, sources: (a) tuberculosis sanatoria, insane asylums, poor houses, old people's homes, soldier's homes, deaf and dumb asylums, general and special hospitals; (b) members of the League for the Hard of Hearing should be solicited to bequeath temporal bones to the Committee. It should also be attempted by otologists to have their private patients bequeath their organs of hearing to the Committee.

B. The disease of otosclerosis should be defined in the circular together with a synopsis of its (a) pathology, and (b) diagnosis. It should be pointed out that otosclerosis is probably a hereditary disease, and therefore a history of each case is essential. A brief summary of tuning-fork reactions should be submitted, together with the importance of inspection and auscultation. The aid of the x-ray should also be recommended. Instructions for re-

In "Dynamics of the Cochlea," by Edmund P. Fowler, New York City, there was further evidence of his immense knowledge and understanding of the mechanics of hearing. It is no surprise that his studies should ultimately lead to his "loudness balance phenomenon" and its significance in differentiation of cochlear and retro-cochlear deafness.

removal of tissue from the body, together with methods of preservation and best means of shipment.

C. Central control: It was deemed advisable that a central office be established that would serve as (a) control center where a card index and follow-up system might be maintained, and where all records should be preserved, and (b) a yearly report to the American Otological Society should be made of the work done by the Committee. The Society should transmit a copy of this report to the other American and foreign special societies and investigators, and to the Federation of Leagues for the Hard of Hearing.

D. Research: (a) This should consist of the examination of the material acquired. (b) Experimental research, under which heading comes complete review of the literature, checking other experiments, animal experimentation, and the advanced study of the histogenesis of bone. (c) Biochemistry—under this heading comes research into the metabolism of otosclerosis. A few careful observations in this domain should be made, but in all probability a few cases carefully analyzed and controlled will give us all the information that it is possible to acquire in the present status of chemical analysis. It would be difficult to centralize this portion of the research, and it is desirable that several centers should be maintained for this service, in order that one group might serve as a check upon the other. (d) The relation of the various endocrine organs, with especial reference to the thyroid, parathyroid, and pituitary; bone changes, such as occur in rickets, osteomalacia, and dysosteogenesis, should be especially stressed. (e) The relation of fluorine to bone chemistry is a field that might prove fruitful in discovering the cause of otosclerosis and other halisteretic bone changes.

Your Committee was informed that a representative of the Carnegie Corporation would meet the Committee for the purpose of hearing a statement of the problems involved in research in otosclerosis

with a view of securing a grant from the Corporation. This meeting was held, at the conclusion of which the representative of the Corporation expressed himself as impressed with the great importance of the problem, and your Committee was assured that he would recommend the granting of the fund of \$25,000 a year for 5 years. A formal statement was drawn up for presentation to the Board of Trustees, a copy of which is herewith submitted.

Although this grant has not been made at the time this report was written, your Committee entertains a lively hope that it will be forthcoming in the near future. It is especially desirable that we receive the Carnegie grant at an early date, not only because we can start our active campaign of research and investigation, but because of definite promises of considerable sums toward the establishment of a permanent fund as soon as the project receives the endorsement of the Corporation. It is recommended, therefore, that the Society proceed with its work in the investigation of otosclerosis. As a first step the Committee advises the printing and distribution of the circular A, a copy of which is herewith presented.

It may well be a matter of discussion as to whether such an investigation may be carried on under one head or in charge of one institution or, granted that funds be available, under such a Committee as your Society has elected. It is the opinion of your Committee that the American Otological Society through its Committee can secure the best results by the careful supervision of the problem and by allocating the funds wherever the best chances of fruitful results of original investigation and research may exist at any time. It will assume continuity and coordination of endeavor, through as long a period of time as is necessary to discover the cause and, let us hope, the cure of otosclerosis."

On motion, duly seconded, this report was ordered received and placed on file, and the Committee made a permanent committee for 5 years, with power to replace any vacancies which might occur.

Dr. Thomas H. Halsted, for the Board of Otolaryngology made the following report: Pursuant to resolutions of the American Otological Society; the American Laryngological Association; the American Laryngological, Rhinological, and Otological Society; the Academy of Ophthalmology and Otolaryngology; and the Section on Laryngology, Rhinology, and Otology of the American Medical Association, the representatives of these associa-

tions met on November 10, 1924, at the call of Dr. George E. Shambaugh and effected an organization. The following were the sponsoring organizations and elected members of the first Board:

American Otological Society: Dr. T. H. Halsted and Dr. H. W. Loeb.

American Laryngological Association: Dr. H. P. Mosher and Dr. Ross H. Skillern.

American Laryngological, Rhinological, and Otological Society: Dr. B. R. Shurly and Dr. F. R. Spencer.

Section of Laryngology, Rhinology, and Otology of the American Medical Association: Dr. J. C. Beck and Dr. R. C. Lynch.

American Academy of Ophthalmology and Otolaryngology: Dr. W. P. Wherry and Dr. T. E. Carmody.

A constitution and by-laws were adopted and the following officers elected:

Dr. H. P. Mosher, President; Dr. F. R. Spencer, Vice-President; Dr. H. W. Loeb, Secretary and Treasurer. The Association was incorporated on January 6, 1925 under the laws of the State of Missouri governing corporations organized for quasi-public purposes and not for profit.

In accordance with the action of the Board, invitations to apply for certificates without examination were sent to certain members of the organizing associations and 354 have made such application to the board. In addition 201 sent in their application for examination.

The first examination was held in Atlantic City, at the Medico-Chirurgical Hospital, Philadelphia, on Monday, May 25, the second at Chicago during the meeting of the American Academy of Ophthalmology and Otolaryngology.

Doctors Charles W. Richardson, Thomas J. Harris and Max A. Goldstein presented the following report of the Committee on the Deaf Child:

"Your Committee has the honor to report that its work has been continuous and progressive. Last year through the efforts on the part of your Committee a survey of the Deaf Institutions of the United States was undertaken under the auspices of the National Research Council. It is too early as yet to give you an idea of what this is going to reveal; the work is in its active stage at present; it is

\*Dr. Meltzer's contribution had not been completed at the time of his death. The following highlights of the annual meetings from 1925-1939 were compiled by Lawrence R. Boies, M.D.

being conducted along administrative, pedagogic, economic, and medical lines. The reports are just coming in—it will take some time to tabulate them. One of the American Laryngological, Rhinological, and Otological National Societies has been wise to incorporate a Committee of the Hard of Hearing and fuse it with the permanent Committee on the Deaf Child, same to be called the Committee on the Deaf. It is suggested that a committee of four be added to the Committee, giving it the function of not only the deaf child, but also the impaired in hearing. A syllabus has been prepared for the work of several lectures in the 4-year class medical school, this has been prepared with great care and circumspection and will be offered for your consideration and presentation for the Medical Schools."

On motion, duly seconded, this report was ordered received and placed on file, and the recom-

mendation as to the enlargement of the Committee adopted, adding the President's name to the additional members of the Committee after consultation with the Secretary.

Drs. D. Harold Walker, Joseph A. Stucky, and Isaac H. Jones were appointed by the Chair to serve on the Committee on the Deaf Child.

In the scientific sessions brain abscess of otitic origin, neuro-otological examinations in cases of brain tumor in children, and vestibular testing were the prominent subjects discussed.

In addition, Dr. Harvey Fletcher presented a scholarly exposition on "Some New Methods and Apparatus for Testing the Acuity of Hearing and Their Relation to the Speech and Tuning-Fork Methods."

#### THE FIFTY-NINTH MEETING 1926

This meeting, held at the Mount Royal Hotel, Montreal, Canada, on June 2-3, 1926 featured a joint session with the Triological Society to listen to a presentation by Professor R. Magnus of Utrecht, Holland, entitled, "On the Cooperation and Interference of Reflexes from Other Sense Organs With Those of the Labyrinths." This was followed by a paper by Professor John Tait of McGill University on "Ablation Experiments on the Labyrinth of Frogs," and then a learned and illuminating discussion by Dr. J. Gordon Wilson on the two papers.

Another informative paper "On the Occurrence of Otosclerosis in the Etiology of Progressive Deafness" by Dr. George E. Shambaugh and Dr. Jacob Holderman reported the findings on 362 patients who had consulted Dr. Shambaugh in the year 1924 because of ear symptoms. In this group he felt that in 113 otosclerosis was the only logical diagnosis. The following summary of his findings is interesting because of the similarity of his interpretations to current ones more than 40 years later:

1. Of a total of 113 patients diagnosed as otosclerosis, in 92 the drum membrane was quite normal. In 15 there was a distinct pinkish glow from the promontory. Twenty-one patients showed some alterations in the membrana tympani. In 105 the functional tests demonstrated fixation deafness. In eight patients the functional reactions were those of primary nerve deafness. Paracusia willisiana was

recorded in 64 patients. Complaints of vertigo were obtained in six patients.

2. The clinical recognition of this pathological entity is limited for the most part to those cases where the process is a primary lesion, that is, where it is not preceded by any tangible evidences of a previous tubo-tympanic inflammation.

3. The type of otosclerosis that is usually diagnosable clinically is the type causing fixation of the stapes and where there exists no evidences of previous tubo-tympanic trouble.

4. The recognition of otosclerosis as the cause for stapes fixation can often be made even where tangible alterations exist in the drum membrane indicative of an old tubo-tympanic process since the two do not usually run the same clinical course.

5. Otosclerosis develops also with the symptoms typical of nerve deafness, that is, where stapes fixation is absent. The diagnosis of this type is obviously more difficult.

6. It seems not unlikely that because of this difficulty in making a diagnosis, further autopsy findings may prove that spongifying of the labyrinth capsule in the absence of stapes fixation may be responsible for the occurrence of primary nerve deafness more frequently than we now suspect.

7. An associated degeneration of the nerve as evidenced by the defect at the upper end of the tone scale develops more and more as otosclerosis producing stapes fixation progresses.

8. Otosclerosis without fixation of the stapes, beginning with the symptoms typical of nerve deafness, may as time goes on develop stapes fixation with the typical Bezold triad superimposed upon the previously existing nerve deafness.

9. A pinkish glow from the promontory when present is pathognomonic of otosclerosis.

10. The symptom of paracusia willisiana is rarely found except in cases of otosclerosis with stapes fixation.

11. Skiagraphy of the mastoid does not appear to be of any particular assistance in fixing the diagnosis of otosclerosis. Normal pneumatization can be anticipated where all evidences of a previous tubo-tympanic process gathered from examination of the drum membrane are absent. Arrested pneumatization has the same significance as palpable alterations in the drum membrane. Both are indicative of an earlier inflammatory middle ear disease. The presence of arrested pneumatization, just as the existence of alterations on the drum membrane, can hardly be expected to interfere with the subsequent development of the spongifying of the labyrinth capsule.

The following reports and motion are of such historical importance that these are quoted in their entirety. The "Report Of The Committee On Otosclerosis" was presented by Dr. Norval H. Pierce. "The Carnegie Foundation has granted a subsidy to the American Otological Society for 5 years, for the purpose of research and investigation on otosclerosis. The amounts available are to be as follows:

\$25,000 for the first year;  
20,000 for the second year;  
20,000 for the third year;  
15,000 for the fourth year;  
10,000 for the fifth year.

In addition to this, your Committee has entered into a movement to collect a permanent fund of \$500,000 or more, the income from which is to be available for research and investigation of problems relating to the ear and allied branches of medicine, scientific, chemical, and economic. A report on this fund will be made at this meeting by the Committee's Treasurer, Dr. Arthur B. Duel.

The income from the Carnegie fund for the present year has been allocated as follows:

\$5,000 to Harvard University; \$5,000 to the Embryological Institute of Johns Hopkins University; \$5,000 to Professor C. Wittmaack of Hamburg, Germany; and \$12,000 to a Central Bureau.

The policies that shall govern your Committee have been developed to a point where this definite statement may be made at this time. The Committee is distinctly of the opinion that, at least as regards administration, the Carnegie fund must be administered and dispensed by the Committee. The majority of the Committee are further of the opinion that the expenditure would be best attained by a committee, in contradistinction to its administration by an individual or single institution.

The money allocated to Harvard will be under the direction of Dr. Eugene Crockett, for the anatomic and histologic study of the labyrinthine capsule (a) in later fetal life; (b) in early adult life; (c) in adult life. A collection of otosclerotic material from the hospitals from patients on whom the diagnosis of otosclerosis has been made during life, or of other forms of progressive deafness will be made. They will probably also take up the histologic examination of the otic capsule in several forms of animal life—rats, guinea pigs, rabbits, dogs, apes. In this way we may establish a type that may be used for comparison in the experimental animal of changes that occur following the production of artificial otosclerosis, or other changed conditions of the otic capsule by infection, by operative measures, such as ligation of blood vessels that supply the otic capsule.

We are anxious to make an agreement with the Embryological Institute of Johns Hopkins University to carry on a study of the embryology of the otic capsule, as this Institute is one of the foremost in the country in this line of work.

Five thousand dollars will be allocated to Professor Wittmaack of Jena, to enable him to continue his research on the artificial production of otosclerosis in the higher apes. Otosclerosis occurs in relation to a peculiar vascular distribution, different from that of the long bones. And it is this peculiarity of the vascularization that undoubtedly occasions some of the characteristics of otosclerosis. The Committee feels that while nothing is absolutely assured in this very difficult investigation and research on otosclerosis, yet it is amply justified in giving to Professor Wittmaack, who is one of the

foremost investigators in the world in this field, this pittance, the want of which deters him from his study on the higher apes.

Twelve thousand dollars have been allocated for a Central Bureau for your Committee and Society. The Bureau shall have charge of and shall produce the translation into English of all foreign literature on otosclerosis. This shall be available to the Society and workers of the Committee. The translator shall give full time to the Committee and shall act as the individual in charge of the Bureau, keeping records of the Committee, taking charge of the card index. Dr. Wilson is to write and present to intelligent otosclerotics a card questionnaire. The identity of these persons will be found by the American Federation of the Hard of Hearing. This questionnaire will go minutely into the family history of such individuals. This is in the line of the investigation being carried on in Vienna by a Committee on otosclerosis. There is no reason why this fund should not cover the expenditures necessary for accumulation of material from the human being of otosclerotic temporal bones. We shall have to have as research workers, young men who will gain access to public institutions, tubercular sanatoria, hospitals, charity hospitals, and who will make a diagnosis of other forms of progressive deafness during the life of the patients and who will make arrangement to secure the temporal bones of such patients who die. Such material will be allocated by the Central Bureau to the best source for study.

You will note by the Treasurer's report, which will follow mine, that the fund, under the leadership of Dr. Duel, is accumulating rather rapidly. This is a distinct fund from the Carnegie fund and will be used for a wider field of investigation. As this fund may grow to enormous dimensions, it is the opinion of the Committee that a Board of Trustees should supplement the work of the Committee, a simple scientific Committee not being sufficient to control financial affairs. We must have laymen on this Board for several reasons; first that the financial administration of the fund may be most wisely made. We have been unfortunate in losing one of our committee, Dr. Shambaugh. He has resigned because of pressure of other duties. The Committee has elected instead Dr. James F. McKernon."

Report of the Treasurer, Dr. Arthur B. Duel, New York: As temporary Treasurer of the fund that is being collected, I would say that, considering the fact that the circular was only sent out 4 months ago the response has been very generous and very encouraging. We have now in cash \$39,316.34 and

pledges of \$5,785 making the sum of \$45,101.00 in the treasury. The responses have come from the Otological Society's members; 55 men contributed \$1,075; 28 members have pledged \$1,605. The Triological men have given \$350, from 35 members and one subscribed \$100; making \$450. We have pledges of \$790. The New England Otolaryngological Society subscribed \$60 and pledged \$130. We confidently expect that a number of members of the Society who have wealthy patients, will get busy and interest them in the fund. I have received a communication from Dr. McKernon, which has great interest in this respect.

Dr. John B. Rae, New York: Several years ago the Society assessed the members and we collected \$1,000, which is invested. There is no need of this fund now. I move that the Society turn over this \$1,000, plus the interest, as the contribution from the American Otological Society.

Dr. Harris: The Chair wishes to bring to your attention the fact that the Treasurer has the sum of \$6,000, the gift of one of Dr. Duel's patients. The Society can authorize that this sum be turned over to the Committee.

It was moved, seconded and carried that these sums be turned over to Dr. Duel to be added to the research fund.

Report by Dr. McKernon: In talking over the matter of possible legacies with an old patient, I prevailed upon her to turn over to the American Otological Society, as soon as it was incorporated, a fund, the proceeds of which should be used for the study of otosclerosis or progressive deafness. I cannot tell you the amount of the fund, but I am told it is considerable. This bequest was made in February. Knowing that a good many slips take place we had a counsel and myself appointed trustees to hold the fund until incorporation of the Society, when it will be turned over. I had several talks with this donor. She has one child, a semi-invalid, and I asked her that in case that child died without issue, if she would leave her money in trust to the Otological Society for the study of otosclerosis. After several interviews she decided to do this. I was invited to come down and witness her bequest, in which it is stated that if her son dies without issue the money will be turned over to the Society. Again I cannot tell you how much this will be, but her attorney gave me to understand that the sum runs into millions. Her counsel tells me that in case this money comes to the Society that we should have a number

of trustees appointed to disburse the fund, and of that I am heartily in favor.

In this connection, I think that all of us who are members of the Otological Society can do a great deal if they will interest wealthy patients. If also we will speak to our legal friends, who are in the practice of drawing wills and ask them to bear in mind what the objects of the Society are from the research standpoint, we may find that through this channel money will accrue to the Society.

The Chairman, Dr. Harris: These reports are the most momentous that have ever been presented before the Society. We are assuming a grave responsibility in guiding the Committee on Otosclerosis and acting upon the suggestions of Dr. McKernon. The Committee is prepared to take definite action in regard to appointment of a Board of Trustees to administer permanent funds.

Motion by Dr. Dench: I would like to make a motion in order to bring this matter to the attention

#### THE SIXTIETH MEETING

1927

This meeting, under the presidency of Dr. Arthur Duel, was held on May 20-21, 1927, in the building that housed the offices of the New York Academy of Medicine, and in which the Central Bureau of the Otological Society Research Fund was to have permanent quarters.

Featured on the program were talks by the President of the Carnegie Foundation, Henry S. Pritchett, L.L.D. and E. E. Brown, L.L.D., Chancellor of New York University. These apparently were after dinner speeches. Dr. Pritchett spoke on "The Problem of Progressive Deafness, The Hope of Its Solution by the Research Worker," and Dr. Brown on the same subject from "The Social and Educational Point of View." Dr. Edward B. Dench then presented "The Otological Point of View" in these discussions of the problem of progressive deafness.

#### THE SIXTY-FIRST MEETING

1928

The sixty-first meeting was held at Hotel Raleigh, Washington, DC, April 30-May 1, 1928. The *Transactions* for this year contained two reports from committees concerned with the same line of inquiry.

of members and have them vote on it, namely: I move that a Board of Trustees be appointed, from nominations by the Research Committee, the Board to consist of 12 members, seven from the Society and five laymen who shall have charge of administration of funds.

In regard to the latter point, I would say that laymen would manage financial matters better than medical men and that donors of large sums would have more confidence in their management, but the determination of how funds shall be expended should be left entirely to the scientific committee.

After a prolonged discussion in which Drs. Dench, Goldstein, Richards, Harris, Packard, Richardson, Pierce, and Shambaugh took part a motion was made and passed that the Board of Trustees should consist of five members of the Committee on Otosclerosis, two more members of the Society, and five laymen. It was decided that the practical arrangement of the duties of the Committee be left to the discretion of the Board."

Two reports on research sponsored by the Society were presented. Dr. Norval Pierce spoke on "The Relation of the Morphology of the Human Otic Capsule to Otosclerosis" and Professor T. H. Bast discussed "The Early Development of the Bony Capsule of the Human Ear."

This was the first meeting held after the Society had become incorporated. This had been accomplished because the Carnegie Foundation had a requirement that its gift of funds must go to a corporate body. Under this status, a Board of seven Directors were to be elected as officers of the Society, and then this group had to elect its president, vice-president and secretary-treasurer. This was the beginning of that practice.

Dr. Duel reported steady gains in contributions to the Research Fund.

The first was a "Report of the Committee on the Study of Progressive Deafness" by Norval H. Pierce, Chairman.



This report consisted of statements emphasizing the need to adhere closely to laboratory investigations of the cause and prevention or cure of otosclerosis, and that funds should be awarded to individuals in institutions wherever there is talent for this research and not to a single institution.

The "Report of the Chairman of the Otosclerosis Committee" Arthur B. Duel followed. It contained these announcements:

1. Twenty-five hundred hospitals throughout the country have been circularized, requesting anatomical material. One hundred eighteen hospitals have responded favorably and to these have been sent the technique for the removal and preservation of the temporal bone. We have made an arrangement with the Hospital Supply Company of New York City, whereby it furnishes the operating apparatus for \$95. The New York members of the Committee have been active—Dr. McKernon and Dr. Marvin Jones at the Post-Graduate and Lying-In Hospitals have secured 62 temporal bones, which have been sent to Drs. Samuel J. Crowe and Stacy R. Guild at Johns Hopkins, where all anatomical material from the Eastern Hospitals is being sent for preparation.

2. The subsidy from the Carnegie Corporation for the present year is \$20,000. The Committee has allocated \$4,000 to Dr. John G. Wilson for continuation of the work by Dr. Theodore Bast on "The Early Development of the Bony Capsule of the Internal Ear."

Three thousand dollars was allocated to Dr. Eugene Crockett for continuation of the work of Dr. Aub at the Massachusetts General Hospital on "The Treatment of Otosclerosis by the Use of Parathyroid Extract and a Balanced Calcium Diet."

Two thousand and fifty dollars was allocated to the George Williams Hooper Foundation for Medical Research at the University of California, San Francisco, California, for the study of "Bone Conditions in Animals under Change of Calcium Diet."

#### THE SIXTY-SECOND MEETING

1929

The sixty-second meeting was held at Hotel Shelburne, Atlantic City, New Jersey, May 22-24, 1929. In a brief paper on "The Classification of Deafness" James Dwyer dwelt on the inadequacy of the present classifications and directed special

Three thousand dollars was allocated to Dr. Duel for the "Study of the Mendelian Aspect of Heredity of Otosclerosis" and a further \$3,000 in connection with the same study, to be expended by the Eugenics Record Office of the Carnegie Institution of Washington, at Cold Spring Harbor, Long Island, under the direction of Dr. Charles B. Davenport for the "Study of the Family History of Otosclerosis Together with the Accompanying Morphological and Physiological Traits Associated with This Disease."

The Central Bureau was allocated \$6,500 for its activities embodying the collection, abstraction, and translation of all the literature on otosclerosis that was expected to be completed in book form within the year. This book "will be distributed at a loss, financially, but the Committee expects to be rewarded by the interest that such a resume will excite."

3. Permanent Research Fund. The gross collections including pledges, amounted to \$193,241.

Since then there have been additions, making a total of very nearly \$200,000 in this fund. Since then largely through the activities of Dr. Dench, Mr. Edward Harkness has promised \$100,000 provided the whole fund is completed by the first of next January. This means that we have \$200,000 to get in order to insure the payment of that \$100,000.

As you will all recollect, the whole Society as well as the Triological Society were circularized, making this statement and asking for additional activities on the part of every member to see if it would be possible for them to collect this \$200,000. A circular was sent out inviting every member to underwrite some amount that they would agree to give or get. One hundred sixteen notices were sent out, and 21 replies received. Not one of them offered to underwrite any amount whatsoever.

The scientific paper that apparently excited the most interest at this meeting was given by Dr. Theodore Bast on "The Ossification of the Labyrinthine Capsule."

attention to the category of chronic catarrhal otitis media. He recommended that the term "catarrhal" be dropped. A considerable discussion followed and emphasized the need for a more accurate terminology.

Further concern for programs of graduate instruction was emphasized by George Shambaugh in a paper on "Some Observations on Anatomical Instruction for Graduate Students Who are Planning for Practice in the Field of Otolaryngology." Professor T. H. Bast presented a paper on fundamental ear anatomy entitled, "Osteogenesis of the Human Periotic Capsule."

Dr. L. W. Dean reporting for the American Board of Otolaryngology summarized the activities for the preceding year and stated that "up to date 1,386 otolaryngologists had been granted certification" since the inception of the Board.

Dr. Arthur Duel gave a report for the "Committee on Progressive Deafness" and announced that the volume on Otosclerosis had been completed

#### THE SIXTY-THIRD MEETING

1930

The sixty-third meeting was held at the New Ocean House, Swampscott, Massachusetts, May 20-21, 1930. Otosclerosis continued to be the focus on which several presentations were centered. A prominent one was a report by Moritz Weber, M.D. on the results of his 3 years of work at the George Williams Hooper Foundation of the University of California under the title, "The Bone Picture of Otosclerosis and the Theory of Its Experimental Reproduction." This was extensively discussed by Professor T. H. Bast and others who questioned Dr. Weber's ideas.

Dr. C. B. Davenport of the Carnegie Institute of Washington, reported on the investigation that he had supervised under the title, "Hearing in Children when Both Parents Have Otosclerosis."

One of the highlights of this meeting was the scholarly report by Dr. D. E. S. Wishart of Toronto, on a "Five Year's Study of the Relation of Infection of the Ear and Intestinal Tract in Infants." His conclusion was that infection of the mastoid antrum is not the cause of acute intestinal intoxication in infants. The claim that it was had been the contention of a number of otologists and pediatricians in the United States.

and was ready for distribution. He stated that it is the plan that a review of all literature on this subject will appear from year-to-year as a supplement to this volume and that this may be published at 3-year intervals. Dr. Duel reviewed the progress in fund raising and noted that there was a deficit of \$40,000 short of the goal of \$500,000 but stated that "we have become very ambitious and we hope that we shall finally get two millions so that the work may be very much prolonged and enlarged."

In this report it was also noted that arrangements have been made at McGill University to review the work of Dr. Eugene Crockett on calcium diet as a factor in otosclerosis and on a definite program of extension of that work along the line of dietary methods and parathyroid therapy.

At the business meeting, Dr. Norval Pierce reporting for the Committee on Otosclerosis noted that excerpts from the literature that appeared in a bound volume were not selling with the rapidity that was hoped.

Dr. Bast had finished the report on the ossification centers of the fetal labyrinth and capsule and was now engaged in studying the blood supply of fetal bones; work was also being done on so-called cartilaginous remnants together with the interglobular spaces, which are so intimately concerned in otosclerosis.

Dr. B. J. Anson was studying the comparative anatomy of the capsule adjacent to the stapedial joint in Cozzolino's zone, the place where otosclerosis was most likely to occur.

Dr. Arthur Duel reporting on the financial research fund mentioned the initial support of \$100,000 given by the Carnegie Foundation 5 years previously, and since that time the goal of \$500,000 had been reached.

THE SIXTY-FOURTH MEETING  
1931

The highlight of this meeting, held at the Briarcliff Lodge Hotel, Briarcliff Manor, New York, June 18-19, 1931, was the presentation of the work of Sir Charles Ballance and Arthur B. Duel in their paper on "The Operative Treatment of Facial Palsy by the Introduction of Nerve Grafts into the Fallopian Canal and by Other Intra-Temporal Methods."

The report of the Committee on the Study of Progressive Deafness indicated that research funds

had been allocated for the following: continuation of the investigations of Dr. Bast; further study by Dr. Culler on the conditioned auditory reflex as a means of testing an animal's hearing; endocrine studies related to the ear and particularly on hearing, at McGill University; anatomical work by Drs. Isaac Jones and Edmund P. Fowler; and the activities at the Central Bureau in keeping the literature on otosclerosis up to date.

THE SIXTY-FIFTH MEETING  
1932

A feature of this meeting, held at Hotel Chelsea, Atlantic City, New Jersey, May 17-18, 1932, was the presence for the first time of Dr. Lorente de No, previously of Madrid and then doing research at the Central Institute for the Deaf in St. Louis. He presented his "Researches on Labyrinth Reflexes."

Other scholarly presentations included: "Electrical Phenomena of the Auditory Mechanism" by Leon J. Saul, M.D. and Hallowell Davis, M.D.; "Is All Hearing Cochlear?" by John Tait, M.D.; and

"Physical Data and Physiology of Excitation of the Auditory Nerve" by R. L. Wegel, Ph.D.

The report of the Committee on Progressive Deafness listed Dr. Bast's continuing anatomical studies, a negative report from Dr. Eugene Crockett from his project on the influence of body calcium on otosclerosis and Dr. C. B. Davenport's report on the genetic study of otosclerosis. The latter's findings were inconclusive.

THE SIXTY-SIXTH MEETING  
1933

The sixty-sixth meeting was held at Hotel Raleigh, Washington, DC, May 8-9, 1933. Dr. Arthur Duel in presenting the financial report for the Committee on the Study of Otosclerosis, stated that the income from the invested research funds had suffered in the previous year and that allocations had to be curtailed somewhat. Dr. J. Gordon Wilson commented on the anatomical investigations of Drs. Bast and Anson, which had been supported, and the experimental work on hearing using conditioned animals in the Department of Psychology at Illinois and the Department of Physiology at McGill. Dr. John Tait reported in detail on the experimental work at the latter institution.

A variety of subjects were considered in the scientific sessions: Two papers on the nature of otosclerosis, a study of the "Effects of Drugs on Vestibular Reactions" (Ross and Olsen), "Some Experiments on the Utricle" (McNally), "Further Analysis of Cochlear Activity and Auditory Action Currents" (Davis, Derbyshire, Lurie, and Saul), "The Interpretation of Audiograms" (Guild), the "Phylogenic Development of the Cochlea" (Lurie), and a "Study of Muscle Spasm Occurring During Recovery from Facial Palsy" (Duel).

THE SIXTY-SEVENTH MEETING  
1934

There were several highlights in this meeting held at the Claridge Hotel, Atlantic City, New Jer-

sey, April 6-7, 1934. One was a discussion of the pathology of middle ear and mastoid infection lead-



MEMBERS AND GUESTS ATTENDING THE OFFICIAL DINNER  
AT THE SIXTY-FIFTH ANNUAL MEETING (1932)

Standing, left to right: Bryan, Babbitt, Coates, Swain, Birkett, Dean, Goldstein, Fowler, Lorente de No, Harris, Page, Fenton, Duel, Parker, Berry, Bunch, Hill, Lurie, Hunter, Alden, Macfarlan, Proetz, Porter, Fisher, Sonnenschein, Ray, Lierle

Row 2, seated, left to right: Wilson, Shambaugh, Jack, Dench, Packard, Beck, McGinnis, Ross, Mullin, Beatty, Lewis, Charlton, Spencer

Row 1, seated, left to right: Powers, Hubby, Wegel, Kerrison, Carmody, Sauer, McMahon

ing to labyrinthitis and meningitis and the treatment of these complications. A number of essayists participated.

Three reports were presented on research activities supported in part by the Society's research funds: "The Electrical Activity of the Cochlea in Certain Pathological Conditions" (Lurie, Davis, and Derbyshire), "A Modification of Auditory Theory" (Davis, Derbyshire, and Lurie), "Hearing Tests in Normal and Operated Dogs" (David, Derbyshire, and Lurie).

#### THE SIXTY-EIGHTH MEETING 1935

The sixty-eighth meeting was held at the Royal York Hotel, Toronto, Canada, May 27-29, 1935. Two symposia occupied most of the time of the scientific sessions. The first was on "The Function of the Apical Turns of the Cochlea and the Symptoms of a Lesion in this Location." Studies on human temporal bones, animal experiments, the point of view of the physicist, and clinical observations were all considered.

Dr. Walter Dandy, a neurosurgeon, discussed his work on the treatment of Meniere's disease by nerve section and Drs. Albert Furstenberg, Lashmet, and Frank Lathrop presented their medical regimen of therapy, which was to become a widely used form of treatment.

Dr. J. Gordon Wilson, reporting for the Committee on Progressive Deafness, felt that the work accomplished during the previous year had been "most satisfactory."

The other symposium was concerned with "Certain Fundamentals in Regard to Suppuration of the Petrosal Pyramid." Essayists were heard on the normal and pathological anatomy of the petrous pyramid, the clinical picture and diagnosis of the various types of infection, and the fundamentals of therapy. There was considerable discussion.

#### THE SIXTY-NINTH MEETING 1936

The sixty-ninth meeting was held at the Book-Cadillac Hotel, Detroit, Michigan, May 28-29, 1936. A symposium on hearing by bone conduction occupied most of the scientific sessions of the meeting. The program was as follows:

- I. Introductory note
- II. Anatomical, Physiological, and Pathological Observations
  - (1) Stacy R. Guild, Ph.D.
  - (2) Edmund P. Fowler, M.D., and Edmund P. Fowler Jr., M.D.
  - (3) Leroy M. Polvogt, M.D., and John E. Bordley, M.D.
  - (4) Douglas Macfarlan, M.D.
  - (5) Hallowell Davis, M.D.
- III. Clinical Observations
  - (1) George E. Shambaugh Jr., M.D.
  - (2) William J. McNally, M.D., T. B. Erickson, M.D., R. Scott-Moncrieff, M.D., and D. L. Reeves, M.D.
- IV. Report of the Committee on Methods of Testing the Hearing by Bone Conduction

- V. Discussion
- VI. Animal Experiments
  - (1) E. G. Wever, Ph.D., and Charles W. Bray, Ph.D.
  - (2) Heinrich Kobrak, M.D.
  - (3) E. H. Culler, Ph.D.
  - (4) Simon Dworkin, M.D., G. A. Hutchinson, M.D., and J. D. Katzman, M.D.
  - (5) Walter Hughson, M.D., Eva Thompson and E. G. Whitting, Ph.D.
  - (6) Edmund P. Fowler Jr., M.D. and T. W. Forbes

#### VII. Discussion

Dr. J. Gordon Wilson in reporting as Secretary of the Board of Trustees of the Research Fund voiced the sorrow of the members in their great loss through the death of Dr. Arthur B. Duel. Dr. Duel's report on the research funds had been given by Dr. John B. Rae. Dr. Wilson reported at length on the continuing research of Drs. Bast and Anson and the physiological studies on the auditory mechanism at McGill and at Illinois

#### THE SEVENTIETH MEETING 1937

The seventieth meeting was held at the Lido Country Club Long Beach, New York May 27-28, 1937. Symposia seemed to be looked on with increasing favor. Most of the scientific sessions of this meeting were concerned with a symposium on "The Neural Mechanism of Hearing." All aspects of this were discussed. A total of 28 papers were read and there were nearly double that number participating in the total discussion that followed. This probably was a record.

In 1933, Dr. George Tobey, then President, had proposed a committee to study all aspects of otitic meningitis in the hope that progress might be made in lowering the high and almost certain mortality from this complication of ear infection. The early activities of this committee were centered in New York City under the leadership of Dr. James Dwyer. Then this type of inquiry was activated in Chicago

and in Boston. Reports in the interim, principally from Dr. Dwyer, indicated little progress in lowering the mortality until sulfanilimide became available. At the 1937 meeting, the report from Dr. Dwyer's committee indicated substantial progress in curing this complication by chemotherapy.

The research fund, whose investments had declined considerably in value in the previous several years, was bolstered by a gift from Mr. Starling W. Childs, a Vice-Chairman of the Board of Trustees.

Research continued on anatomical investigations by Theodore Bast and Barry Anson, on the psychophysiology of hearing in laboratories at Illinois, McGill, Madison, and Harvard and on the effects of drugs on hearing. A new research activity was started on improvements of hearing aids by Professor Vern Knudson.

#### THE SEVENTY-FIRST MEETING 1938

Two symposia featured this meeting held at Hotel Claridge, Atlantic City, New Jersey, May 6-7, 1938. The title of one was: "What is Justifiable To Do in Otitic Meningitis?" Otologists were concerned about the need to remove a focus for the meningeal complication such as might be in the mastoid, even though the value of sulfanilimide was becoming appreciated.

The other symposium was entitled: "What Can Be Done for Chronic Progressive Deafness?" The most important paper in this symposium was never

published anywhere. It has been listed on the program under the title: "Rationale, Technique, Case Reports, and Observations with Fistulization of the Osseous Labyrinth," by Dr. Samuel J. Kopetsky, Dr. Julius Lempert, and Dr. Ralph Almour. This was the first presentation of the Lempert one-stage fenestration of the horizontal semicircular canal for improving hearing impairment caused by otosclerosis. The reason that this paper does not appear in the *Transactions* may be learned from accounts of Council Committee action and a resolution published on pages 229-230 of the 1938 *Transactions*.

#### THE SEVENTY-SECOND MEETING 1939

The seventy-second meeting was held at the Westchester Country Club, Rye, New York, May 22-23, 1939. A large variety of otological subjects were considered at this meeting. Probably the one that made the greatest impact was a paper on the "Prevention of Deafness in Children" by Dr. Samuel J. Crowe. This started a large activity of irradiating nasopharyngeal lymphoid tissue that was to continue for several years before the concept for its use was largely abandoned.

The report of the Board of Trustees of the research fund indicated that there was continuing support of the work of Dr. Theodore Bast and Dr. Barry Anson at Wisconsin, of Dr. E. P. Fowler and Dr. I. Jones in New York City, Professor Tait and his associates at McGill, Drs. H. Davis and M. Lurie at Harvard, Dr. E. H. Culler now of Rochester, NY, Prof. V. Knudson of Los Angeles, and Prof. Collip and his associates at McGill. The research of each was commented on in detail.



MEMBERS ATTENDING THE OFFICIAL DINNER AT THE SEVENTY-FIRST ANNUAL MEETING (1938)

Head table, left to right: Harris, Brown, Mosher, Friesner, Jack

Left table, left: Potts, Grove, -, Wood, Porter, Taylor, Wishart, Hubby, Tobey, Lierle, Goldstein, Coates  
right: Day, Wilson, Jarvis, Meltzer, Rosell, Hill, -, Lurie

Right table, left: Mueller, Dean, Proetz, Maybaum, -, -, -  
right: Jones, Cunningham, Shea, -, -, Fowler, -, Babbitt, Wherry, Spencer

## SULFONAMIDES, PENICILLINS, AND "MYCINS" FENESTRATION AND STAPES SURGERY

1940-1959

THE SEVENTY-THIRD MEETING THROUGH  
THE NINETY-SECOND MEETING

LAWRENCE R. BOIES, M.D.

The period of 20 years, 1940-1959, probably brought greater changes in otology than occurred in any equal period of time in the 100-year history of the American Otological Society.

At least six important developments contributed to these changes. The first, and apparently the most far reaching one, was the impact of the new antimicrobials on infection and its complications. Prontosil was first used in this country in 1935. Sulfanilamide became available to American medicine in 1937. This antimicrobial and others that followed were making a significant impact on otology by 1941. Penicillin came on the American scene in 1942, but military medicine was given a priority on it because the supply was limited at first. As the use of these antimicrobial drugs became more effective and new ones were developed, acute suppuration ceased to be as much of a problem and the opinion was voiced in some places that otolaryngology had become a "dying specialty." Today, it is realized that because of other advances in otology, this progress has been the principal vitalizing force to enlarge otolaryngologic activity in these two decades.

The second development became the widespread practice of fenestration surgery for improving the hearing impairment from otosclerosis. The one stage technique for this had been introduced in 1938. This improved and flourished in the 1940s.

Audiology was a creation of this period. It has been said that this title "did not come into general use until 1940 when R. Carhart, a speech pathologist recruited for the army aural rehabilitation work, and N. Canfield, an otologist who was serving as a consultant to the War Department, applied the term to the field that had been created through the joint efforts of the two fields of specialization that these men represented." Subsequently, the col-

laboration of otologists and audiologists refined audiometric testing and created some new tests.

Hearing aids became greatly improved because of electronic developments, notably the contribution of transistors.

A fifth development was the revival of stapes surgery by Samuel Rosen in 1953. Subsequently, contributions by others, principally to the idea of stapes removal and its replacement with an artificial prosthesis, brought this to an acceptance, whereby the Lempert fenestration was practically replaced.

In the late 1950s functional repair of the middle ear damaged by chronic otitis media became a considerable otologic activity following the pioneering contributions of Fritz Zöllner and Horst Wüllstein of Germany.

During the 20-year period, the annual meetings in 1943 and 1945 were cancelled because of a shortage of transportation facilities related to World War II.

The following comment on each annual meeting lists what seemed to the writer to be the highlights. To be adequately informed one should review the *Transactions* of each meeting for the complete programs, the reports on the research activities sponsored by the research fund as well as important committee reports.

An important change in the constitution and by-laws when these were revised in 1947 enlarged the Council by one addition, which created a new office, that of Editor-Librarian. The first occupant of this position was Dr. John Lindsay, who set a high standard of competence in editing the complete programs of the scientific sessions and the

business meetings with the reports of the several important committees.

It is of interest to note that the attendance of non-members who registered as guests of the Society practically tripled during this 20-year period. This can be accounted for by the excellence of the

#### THE SEVENTY-THIRD MEETING 1940

The seventy-third meeting was held at the Westchester Country Club, Rye, New York, May 30-31, 1940. As in the 1939 meeting, hearing impairment in children was the subject that highlighted the scientific sessions. Four papers were presented from the Johns Hopkins group with Dr. S. J. Crowe the first essayist on "The Recognition, Treatment, and Prevention of Hearing Impairment in Children."

A panel discussion on lateral sinus thrombophlebitis covering five aspects of the problem, prob-

#### THE SEVENTY-FOURTH MEETING 1941

The seventy-fourth meeting was held at Marlborough-Blenheim Hotel, Atlantic City, New Jersey, May 26-27, 1941. An important paper presented at this meeting was entitled "The Evaluation of the Labyrinth Fenestration Operation for Chronic Progressive Deafness," by Dr. Edward C. Campbell. This was the first report on the Lempert fenestration to be made before this Society since the original

#### THE SEVENTY-FIFTH MEETING 1942

The seventy-fifth meeting was held at Marlborough-Blenheim Hotel, Atlantic City, New Jersey, May 28-29, 1942. Dr. Campbell reported again on his follow-up of an additional year on the patients reported on in 1941 and added an additional experience with 23 patients who were 8 months past their surgery. In answer to the question "Is the percentage of successful results in these operated cases sufficiently high to justify the operation?" he stated: "The answer is definitely yes, but it must be emphasized that to obtain a practical improvement requires great care in the selection of cases to be operated."

scientific programs plus the fact that an arrangement had been made with the Triological Society to join with the American Otological Society and the American Laryngological Association to hold all three meetings together in a period of 7 days in a rotating sequence.

ably was the last one held or ever to be held on this subject because of the impact of the antimicrobial drugs on ear infections and their complications.

Dr. D. Harold Walker in his new office as Chairman of the Board of Trustees of the Research Fund apparently had visited each scientist receiving a grant and presented an outline of the investigative work going on in each laboratory.

presentation in 1938 (not published in the *Transactions*.) Dr. Campbell reported on an experience of 53 patients. It was a cautious report, but indicated the belief of the essayist that the procedure held promise and should have further trial and study of the numerous problems associated with it. The paper was extensively discussed by several who were doing this surgery.

Dr. Henry L. Williams Jr. and others from the Mayo Clinic reported the experience at their institution in treating otitic meningitis. They compared their results in a period 5 years before and 5 years since the introduction of chemotherapy. The recovery rate before the introduction of chemotherapy was 35 percent. In the group of patients in which the indicated surgical procedures were employed, plus chemotherapy, the recovery rate nearly doubled—69 percent. The drugs most commonly used were sulfanilamide and sulfapyridine.

#### THE SEVENTY-SIXTH AND SEVENTY-SEVENTH MEETINGS 1944

Inasmuch as the annual meeting was cancelled in 1943 the officers continued for the year 1944. The scientific program for this meeting held at the Waldorf-Astoria Hotel, New York City, June 5-6, 1944 was concerned with a variety of subjects. Four papers occupied a symposium on "The Future of Physical Therapy for the Deafened," and highlighted the status of the current aural casualties and their rehabilitation.

Twelve members of the Society were in military service as were a number of younger men who were to attain membership at a later date.

Research activities supported by funds granted by the Society diminished as might be expected because of the military activities of some of the investigators.

#### THE SEVENTY-EIGHTH AND SEVENTY-NINTH MEETINGS 1946

The annual meeting scheduled for 1945 was cancelled because of transportation problems related to the war. A feature of the meeting held at the Drake Hotel, Chicago, Illinois, May 31-June 1, 1946 was a "Symposium on Hearing Aids." This was a subject on which the President, Dr. Gordon Berry, was a practical expert, since he wore one. Another feature of the meeting was a "Symposium on Noise."

but in which cases should it be successful and can the results be evaluated objectively."

There followed a presentation of "objective diagnostic and evaluative techniques that employ scientifically constructed articulation tests to assess cochlear function and to evaluate results in terms of restoration of the patient to social adequacy."

Dr. Barry Anson gave a paper on "Development of the Auditory Ossicles," the first of a number of papers on some aspect of the anatomy of the temporal bone that he presented over ensuing years.

Dr. D. Harold Walker reported for the Board of Trustees of the Research Fund and summarized the activities of those to whom funds had been allocated.

Dr. John Lindsay added to the documented reports on "Labyrinthine Dropsy."

A proposed revision of the constitution and by-laws was presented by a committee that had been previously appointed, with a vote to be taken on this at the next annual meeting.

The second formal report by an otologic surgeon on his experience with the Lempert fenestration of the lateral semicircular canal before the Society was made by Dr. Theodore E. Walsh. It was entitled "Diagnosis and Evaluation of Fenestration." S. R. Silverman, Ph.D., collaborated in the hearing evaluation. Their viewpoint was expressed in the opening paragraph. "In spite of the skepticism with which his first reports were received, Lempert's results and those of others who followed his technique have proved the value of the fenestration operation as the treatment of choice for clinical otosclerosis. The operation is here to stay. The question now is not whether this operation is of value

Some resolutions relative to the Central Bureau of Research of the American Otological Society, Inc., were adopted. It was stated "That said Board of Trustees shall continue to be designated and known as 'Board of Trustees of the Research Fund of the American Otological Society, Inc.'" and "That the designation 'Central Bureau of Research of the American Otological Society, Inc.' heretofore applied to the central office or secretariat of the Board of Trustees be and is hereby approved and confirmed and its continuance is hereby authorized."

#### THE EIGHTIETH MEETING 1947

The eightieth meeting was held at the Hotel Statler, St. Louis, Missouri, April 21-22, 1947. Dr. Henry L. Williams read a paper on "Endolymphatic

Hydrops without Vertigo." The importance of his observations have become increasingly significant in recent years.

A one-half day session was devoted to a "Symposium on Fenestration of the Labyrinth." Most of the participants were those with a large experience with this type of surgery. The success and the causes for failure were thoroughly discussed. It was obvious that fenestration surgery was a widespread activity and that success demanded special training and experience in the selection of the patient for this operation.

Another half day session was occupied with a "Symposium on Vertigo .

#### THE EIGHTY-FIRST MEETING

1948

The eighty-first meeting was held at The Homestead, Hot Springs, Virginia, April 12-13, 1948. Dr. E. P. Fowler presented as a research report his observations on "Estrogen Bone Metabolism and Otosclerosis" and advanced the thesis that "estrogen is so closely associated with calcium and bone metabolism that it is permissible to assign to it a part in the etiology of otosclerosis, at least in people with receptive heredity backgrounds; and perhaps it plays a major part in the changing activity of otosclerosis lesions."

Six presentations were concerned with conservation of hearing programs and present methods of testing auditory function. Dr. Gordon Berry, himself a wearer of an aid, gave a very comprehensive

paper on "The Valuation and Practicability of Hearing Aids."

Dr. Bernard McMahon, the President, proposed and received approval for a subcommittee to establish an "Award of Merit," which could be presented to "any individual working in the field of Otology..."

One single scientific contribution of peculiar and far-reaching import; or many smaller contributions whose sum becomes of especial significance; or outstanding leadership in surgery or teaching or research in this field—any or all of these attributes in a candidate may find him worthy of consideration by the Committee." "A fitting certificate or medal" was to be designed.

#### THE EIGHTY-SECOND MEETING

1949

The eighty-second meeting was held at the Hotel Biltmore in New York City, May 18-19, 1949. Dr. John E. Bordley and Dr. William E. Hardy presented a paper that was to inaugurate a widely practiced method of determining the hearing in two groups of patients: young children and those with psychogenic deafness. The paper was entitled "A Study of Objective Audiometry with the Use of a Psychogalvanometric Response."

Dr. Barry J. Anson and Dr. Theodore H. Bast reported their research on "The Development of the Otic Capsule in the Region of Surgical Fenestration."

Four essayists contributed to a "Symposium on the Various Methods Used to Prevent or Improve Hearing Impairment in Children." This stimulated a lot of discussion.

Dr. John Page in presenting the "Report of the Board of Trustees for the Research Fund," noted the fact that some of the work supported seemed to have little relation to otosclerosis, studies of which were intended as a principal objective. He urged every member of the Society to be on the watch for a young, well-qualified and motivated investigator who might be induced to concentrate his energies toward otosclerosis. Reports of the research being subsidized were outlined in written form and discussed.

The first Award of Merit was presented to Dr. George M. Coates, but a description of the medal or the citation was not included in the *Transactions* for 1949.

#### THE EIGHTY-THIRD MEETING

1950

The eighty-third meeting was held at the Mark Hopkins Hotel, San Francisco, California, May 21-22, 1950. There were some outstanding presentations at this meeting. Among these were:

"Recent Investigations of Sound Conduction."

Part I. "The Normal Ear," by Merle Lawrence, Ph.D.

Part II. "The Ear with Conductive Impairment," by Ernest Glen Wever, Ph.D.

"Postnatal Growth and Adult Structure of the Otic (Endolymphatic) Sac," by Professor Theodore H. Bast.

"Vasomotor Labyrinthine Ischemia," by Dr. Jerome A. Hilger.

"The Nerve Deaf Child: Significance of Rh Maternal Rubella and Other Etiologic Factors," by Dr. Victor Goodhill.

"The Otologic Concept of Bell's Palsy and Its Treatment," by Joseph A. Sullivan, M.B.

The report of the Board of Trustees of the Research Fund indicated that the investigations sup-

ported in part by allocations from the research fund have with few exceptions continued along the lines formerly pursued.

The Award of Merit Committee thought it appropriate to again call attention to a resolution adopted by the Board of Trustees of the research fund, pertaining to this award.

"BE IT NOW RESOLVED: That this Board appropriate a sum annually of not to exceed \$2,000 for the cost of the medal and for an honorarium to be awarded in the discretion of the Award Committee of the parent Society, for the purpose of recognizing outstanding service in research in otology and in the interest of encouraging research in the problems of impaired hearing."

It was further explained by the Committee: "There are three medals that we have at our disposal. There are the gold medal, the silver medal, and the bronze medal. There is also the honorarium, which as the resolution states may amount to as much as \$2,000. These medals are given for varying degrees of excellence of work, but it has to be of a research nature. Also, the honorarium can be awarded with whichever medal is bestowed and/or separately without a medal being given at all."

#### THE EIGHTY-FOURTH MEETING

1951

The eighty-fourth meeting was held at the Hotel Claridge, Atlantic City, New Jersey, May 11-12, 1951. Professor Dr. Luzius Rüedi of the University of Zurich presented "Some Experimental Findings on the Functions of the Inner Ear."

Six essayists participated in a "Symposium on Audiology."

Drs. Barry Anson and Theodore Bast presented some research studies on "Development and Adult Structure of the Otic Capsule in the Region of the Vestibular Aqueduct."

Dr. Howard House gave an "Analysis of Five-Year Fenestration Results."

Dr. E. P. Fowler gave a detailed report on the research activities supported in part by allocations from the research fund. With one exception this was continued along the lines formerly pursued.

A silver Award of Merit medal and an honorarium of \$500 were bestowed on Dr. Barry Anson and on Dr. Theodore Bast.

THE EIGHTY-FIFTH MEETING  
1952

The eighty-fifth meeting was held at the Royal York Hotel, Toronto, Canada, May 18-19, 1952. The President, Dr. Gordon Hoople, in a brief paper brought to the attention of otologists the existence of "Unilateral (Clinical) Otosclerosis".

Dr. John Lindsay et al presented research studies on "The Effect of Obliteration of the Endolymphatic Duct and the Cochlear Aqueduct."

Drs. Joseph Hawkins and Moses Lurie described their investigation of "The Ototoxic Action of Streptomycin, Dihydrostreptomycin, and Neomycin."

Dr. Henry Williams et al discussed "The Problem of Synkinesis and Contracture in Hemifacial Spasm and Bell's Palsy."

Dr. E. P. Fowler presented a summary of the research activities supported in part by the Central Bureau. One new investigator had been added to the team at Columbia in the person of Dr. Anderson Hilding.

In addition to being the Guest of Honor, Dr. Fowler received the Award of Merit medal.

THE EIGHTY-SIXTH MEETING  
1953

The eighty-sixth meeting was held at the Roosevelt Hotel, New Orleans, Louisiana, May 1-2, 1953. A paper that was destined to be extensively quoted in the ensuing years was presented by Stacy R. Guild, Ph.D., under the title: "The Glomus Jugulare. A Nonchromaffin Paraganglion in Man."

Some reports of research studies included:

"Inner Ear Pathology in Children Following Maternal Rubella," by Dr. John R. Lindsay et al.

"Development and Adult Structure of the Cochlear (Round) Window and of Related Portions of the Otic Capsule," by Barry Anson, Ph.D., and Theodore Bast, Ph.D.

"Theoretical Considerations of the Transmission of Sound Variations from the Perilymph to the Organ of Corti," by Anderson C. Hilding, M.D.

"Tissue Culture Techniques for the Study of the Isolated Otic Vesicle," by Merle Lawrence, Ph.D., and Donald J. Merchant, Ph.D.

An important clinical paper by Dr. Philip E. Meltzer was on "Unrecognized Cholesteatosis in Children."

The Award of Merit gold medal and a scroll were presented to Dr. Julius Lempert.

THE EIGHTY-SEVENTH MEETING  
1954

Reports on basic and clinical research studies were again a feature of this meeting held at the Hotel Statler, Boston, Massachusetts, May 23-24, 1954. These included:

"The Development and Adult Structure of the Malleus Incus and Stapes," by Drs. Theodore Bast and Barry Anson with the assistance of Shafik F. Richany, M.D.

"Capillary Areas of the Membranous Labyrinth," by Catherine A. Smith, Ph.D.

"Some Electro-Mechanical Properties of the Organ of Corti," by Georg von Békésy, Ph.D.

"The Excitation of Nerve Impulses in the Cochlea," by Hallowell Davis, M.D.

"Electrical Responses from the Auditory Nervous System," by Walter Rosenblith, Ing. Rad.

"Different Types and Degrees of Acoustic Trauma by Experimental Exposure of the Human and Animal Ear to Pure Tones and Noise," by Luzius Rüedi, M.D.

"Positional Nystagmus," by Terence Cawthorne, F.R.C.S.

"Observations from a Control Study on the Effect of Nasopharyngeal Irradiation in a Group of School Age Children," by William G. Hardy, Ph.D. and John E. Bordley, M.D. This can be considered a follow-up on the presentations of the effect of nasopharyngeal irradiation as first presented by Dr. S. J.

THE EIGHTY-EIGHTH MEETING  
1955

The eighty-eighth meeting was held at the Hollywood Beach Hotel, Hollywood, Florida, March 17-19, 1955. A "Symposium on Blood Circulation" as it relates to the inner ear was a feature of this meeting. Six essayists participated and an extended discussion followed.

Other highlights of the meeting were these presentations:

"Auditory Fatigue and Adaptation in the Differential Diagnosis of End-Organ Deafness," by J. D. Hood, Ph.D.

"Chemodectomas of the Glomus Jugulare (Nonchromaffin Paragangliomas) with Especial Reference to Their Response to Roentgen Therapy," by Dr. Henry L. Williams et al. This was a review of 13 cases treated at the Mayo Clinic.

THE EIGHTY-NINTH MEETING  
1956

A feature of this meeting held at the Seignior Club, Montebello, Canada, May 11-12, 1956 was a "Symposium on the Utricle," which was introduced by the President, Dr. William McNally. Four other essayists contributed.

Other outstanding presentations were:

"Autoradiographic Studies of the Intimate Structures of the Inner Ear," by Dr. Leonard F. Belanger.

"Hearing." The address of the Guest of Honor Stacy Guild, Ph.D.

Crowe and the Johns Hopkins group before the Society in 1940, and in subsequent meetings. It became a controversial subject. There is so much detail in the paper that anyone concerned should read it in its entirety.

The Award of Merit silver medal and an honorarium of \$1,000 was presented to Stacy Guild, Ph.D.


"Problems Related to the Use of Speech in Clinical Audiometry," by S. Richard Silverman, Ph.D., and Ira J. Hirsh, Ph.D.

In the business meeting, approval was voted of the Council's recommendation to change regulations pertaining to the Award of Merit. As altered, these regulations provided that hereafter the award would consist of "A suitable scroll and a gold medal for outstanding accomplishment and distinguished service in the field of otology." The matter of an honorarium would be a decision of the Board of Trustees of the research fund, which in the past had provided the honorarium as well as paying all expenses associated with the award.

"Some Recent Experiments on the Neurophysiology of Hearing," by Dr. Robert Galambos.

"The Structure of Bone and Cartilage," by Dr. Robert A. Robinson.

"Functional Repair of the Middle Ear in Chronic Otitis Media," by Professor Horst Willstein of Germany.



MEMBERS ATTENDING THE  
EIGHTY-EIGHTH ANNUAL MEETING (1955)

Row 2, standing: Burrage, Weille, Maxwell, Pattee, Schall, Taylor, McMann, Croushore, Shuster, Cody, Sutherland, Morrison, Baron, Perlman, McNaught, -, Fernandez

Row 1, standing: Simonton, Walsh, Day, Canfield, Hoople, Fowler, Cambrelin, Hill, Wishart, McNally, Wendel, Motley, Proetz, Guild, Schenck, Robb

Row 2, seated: Senturia, Bordley, Druss, Lindsay, Lurie, Furstenberg, -, Dixon, Alfaro, Davis, Campbell, Silverman

Row 1, seated: Knisely, Goodhill, McLaurin, Kos, Boies, Lempert, Sullivan, Williams, Hilger, Pastore, Juers

## THE NINETIETH MEETING 1957

The ninetieth meeting was held at the Hotel Statler, Washington, DC, May 4, 1957. This program was limited to one day preceding the opening of the Sixth International Congress of Otolaryngology, which was convening in the United States for the first time. President J. R. Lindsay chose papers on basic science research except for the presentation of Dr. Terence Cawthorne of England and Dr. Fritz Zöllner of Germany so that there would be no duplication with the International Congress program.

Three essayists contributed to a "Symposium on Neurophysiology":

Walter A. Rosenblith, M.D., spoke on "Some Uses of Electric Computers in the Study of the Auditory Nervous System."

Robert Galambos, M.D., presented "Microelectrode Studies on the Auditory Nervous System."

William D. Neff, Ph.D., discussed "Behavioral Studies of Auditory Discrimination."

## THE NINETY-FIRST MEETING 1958

The ninety-first meeting was held at Hotel Fairmont, San Francisco, California, May 17-18, 1958. The address of the President, Dr. Dean Lierle, was a scientific treatise on "The Effect of Tractor Noise on the Auditory Sensitivity of Tractor Operators." Scott Reger, Ph.D., collaborated in this study. It showed that "tractor noise is sufficiently high in intensity to produce high frequency hearing losses in tractor operators with noise susceptible ears if exposed over a period of several years."

Professors Barry Anson and Theodore Bast spoke on "Anatomical Structure of the Stapes and the Relation of the Stapedial Footplate to Vital Parts of the Otic Labyrinth."

Dr. Harold Schuknecht presented a film on "The Technique for Removal and Preparation of Temporal Bones for Anatomical Surgical Dissection and Pathologic Study."

Two other papers completed the basic science part of the program. These were on:

"The Structures of the Stria Vascularis," by Catherine A. Smith, Ph.D.

"Experimental Obstruction of Venous Drainage and Arterial Supply of the Inner Ear," by Dr. Henry B. Perlman and Robert S. Kimura, B.A.

Mr. Terence Cawthorne of London spoke on "Adventures with the Stapes."

Professor Fritz Zöllner of Germany discussed "The Meatoantotomy—A Special Approach for Plastic Procedures" and demonstrated his technique with a motion picture.

A gold medallion, a scroll, and an honorarium of \$1,000 was presented to Dr. Georg von Békèsy for his research contributions to otology.

Dr. Hallowell Davis presented "A Mechano-Electrical Theory of Cochlear Action."

Among other outstanding papers were:

"Functional Changes in Inner Ear Deafness," by Merle Lawrence, Ph.D.

"Observations on Temporary Auditory Threshold Shift Resulting from Noise Exposure," by Aram Glorig, M.D., Anne Summerfield, Ph.D., and W. Dixon Ward, Ph.D.

"Differential Diagnosis Between Otosclerosis and Congenital Footplate Fixation," by Dr. Howard P. House.





MEMBERS ATTENDING THE  
NINETY-FIRST ANNUAL MEETING (1958)

- Row 6: Galloway, Hilger, Schenck, McMahan, Campbell, Tremble, Schuknecht, Rosen, Brown, Kelemen, Croushore, Martin, Perlman
- Row 5: Bellucci, Hoople, Weille, McNally, Simonton, Work, Lathrop, Tolan, Henner, Lederer
- Row 4: Shambaugh Jr., Rambo, McLaurin, Guilford, Derlacki, Alfaro, Senturia, Day, Walsh, McNaught
- Row 3: Blassingame, Williams, Rosenwasser, Rosenberger, Davison, House, Sellers, Fowler Jr., Hilding, Lindsay
- Row 2: Cody, Singleton, Cuning, Dysart, DeWeese, Baron, Hill, Myers, McCaskey, Kinney
- Row 1: McHugh, Pohlman, Goodhill, Boies, Lierle, Fowler Sr., Lurie, Sullivan, Meltzer

THE NINETY-SECOND MEETING  
1959

The ninety-second meeting was held at The Homestead, Hot Springs, Virginia, March 13-14, 1959. So many excellent papers were presented at this meeting that it was difficult to point out any highlights. Among those resulting from basic science studies were:

"The Cochlear Potentials and Their Relation to Hearing," by E. Glen Wever, Ph.D.

"An Interpretation of the Mechanical Detector Action of the Cochlea," by Dr. Hallowell Davis and Dr. Donald H. Eldredge.

"Sampling Auditory Responses at the Cortical Level. A Routine for EER Audiometric Testing," by A. J. Derbyshire, Ph.D. and J. C. Farley, Ph.D.

"An Experimental Study of the Dynamic Circulation of the Labyrinthine Fluids of Living Mammals," by Dr. Francis L. Weille, Dr. John Irwin, et al.

"Cochlear Blood Flow in Hypothermia," by Dr. H. B. Perlman, Robert Kimura, B.A., and Robert Butler, Ph.D.

"Experimental Observations on Postural Nystagmus in Cats," by Dr. Cesar Fernandez, Dr. Rene Alzate, and Dr. John R. Lindsay.

Some of the papers resulting from clinical research were:

"Ototoxicity of Kanamycin," by J. E. Hawkins Jr., Ph.D., and Dr. Jan Wersäll.

"Long Term Results from Surgery for Otosclerosis," by Dr. Theodore Walsh.

"Sudden Deafness and Bell's Palsy: A Common Cause," by Dr. William H. Saunders and Dr. William Lippy.

"Certain Problems in Tympanoplasty," by Dr. Fred R. Guilford.

"The Surgical Treatment of Facial Paralysis and Conductive Deafness in Fractures of the Temporal Bone," by Dr. Hollie E. McHugh.

The Award of Merit gold medal, a scroll, and an honorarium of \$1,000 were presented to E. Glen Wever, Ph.D., in recognition of his major contributions to otologic research. In presenting these, President Lurie dwelt in considerable length on the impact the "Wever-Bray" phenomenon had on the development of research in otology.

BETTER UNDERSTANDING OF  
SURGICAL REHABILITATION OF HEARING  
MORE ACCURATE DIAGNOSTIC TESTS

1960-1967

THE NINETY-THIRD MEETING THROUGH  
THE ONE HUNDREDTH MEETING

BEN H. SENTURIA, M.D.\*

THE NINETY-THIRD MEETING  
1960

The 1960s started off auspiciously with a rugged, conservative President from California at the head of the Society. President Robert C. Martin, at the meeting held at The Deauville, Miami Beach, Florida, March 13-14, 1960 described this period as one of "change and progress" but decried change for change's sake. He expressed the hope that the meeting would produce "both constructive ideas and healthy skepticism."

In this outstanding scientific program there was much emphasis on the anatomy and embryology of the middle and inner ears and on the electrical measurements of the cochlea. There continued to be avid interest in all aspects of otosclerosis and stapes

replacement surgery. Papers emphasizing striking differences in basic surgical techniques were presented and discussed with enthusiasm. Much discussion at the business meeting revolved about a seal for the Society and many of us learned to differentiate between the wand of Aesculapius, the symbol of medicine, and the Caduceus, the symbol of commerce. A drawing for the seal was accepted that shows a seated man inscribing history and a younger one holding the light of knowledge with the wand of Aesculapius in the background. For the first time in the history of the Society, a certificate of membership containing the embossed seal was approved and made available to the membership.

THE NINETY-FOURTH MEETING  
1961

Dr. Henry Williams accepted the presidency in 1961, and arranged a program entitled "At the Advancing Frontier of Otology." The emphasis in his scientific program, held at The Lake Placid Club, Lake Placid, New York, May 26-27, 1961, was centered on the inner ear and included papers dealing with anatomy, innervation, labyrinthine circulation and pressure; other contributions dealt with the

effects of age, intense sound, hypoxia, and irritating drugs. The problem of conduction deafness received its usual attention in the form of stapes and labyrinthine anatomy. Increasing concern with human and animal histopathological findings following the use of polyethylene tube inserts was manifest in some of the papers.

THE NINETY-FIFTH MEETING  
1962

In 1962, Dr. Lawrence R. Boies assumed the presidency and demonstrated his customary administrative skill in assembling an outstanding

scientific program at the meeting held at the Sheraton-Dallas Hotel, Dallas, Texas, April 29-30, 1962. He pointed out the increasing emphasis being placed

\*Titles of papers and names of the authors were not included in this section on specific instructions from Dr. E. P. Fowler, the Chairman of the Committee (Ed.).

on research in our scientific programs, but expressed confidence that the clinical aspects of training were not being neglected. As Guest of Honor that year, Philip Meltzer gave an inspiring talk on the "Heritage of our Society." Although the Nobel Prize winner, Dr. Georg von Békèsy, was unable to be present, his paper was read for him and was an

example of outstanding, tangible, and significant research in the area of electroacoustics. Some members were of the opinion that we heard an important "break-through" dealing with the coding system of the ear. Other excellent contributions dealt with screening of infants, the pathology of Meniere's disease and presbycusis in a noise-free population.

THE NINETY-SIXTH MEETING  
1963

In 1963, the Society was honored by having as its President, Senator Joseph A. Sullivan and as Guest of Honor, Sir William J. McNally, two of Canada's outstanding sons, both of whom had made significant scientific and teaching contributions to otology. This meeting was held at the Hollywood Beach Hotel, Hollywood, Florida, April 26-27, 1963.

In his timely address the Guest of Honor, Sir William J. McNally, delineated the characteristics of the Ideal Director of a Department of Otolaryngology. This was timely, since in the United States we anticipated the imminent retirement of a number of the Directors of key teaching and research departments and there remained many unrefilled medical school Chairs of Otolaryngology. Active efforts were being made to attract superior men into teaching positions in our specialty by providing excellent research and clinical facilities.

Much thought and effort was being given to some preparation for the prevention or treatment of Meniere's disease and sensorineural deafness. There was presented an optimistic report of the experience with a lemon bioflavonoid complex combined with ascorbic acid and Vitamin B, but the discussion carried an overtone of scepticism.

Experimental studies to clarify the function of the various components of the inner ear continued in increasing number and scientific quality. It was shown clearly in cats that there existed normally a flow of fluid from the subarachnoid space to the perilymphatic scala by way of the cochlear aqueduct, but its significance could not be established. A system of fluid channels connecting the scala tympani with the organ of Corti was nicely demonstrated.

Further excellent and conclusive studies were reported on the inhibitory control of the olivocochlear bundles and beautiful studies were per-


formed in cats in order to study the effects of cortical ablation and artificial tumor implants upon the central oculovestibular system. The relation of individual susceptibility to acoustic damage and individual variability of middle-ear muscle acoustic reflex in cats was measured. Those with better than average reflex contraction showed less sound damage. Attempts were made to determine the function of the utricular and saccular maculae.

The investigators continued to be interested in anomalies of the first branchial cleft. Diagnosis was difficult and contrast media studies were not found satisfactory as a diagnostic procedure. An understanding of the embryological development of these anomalies was considered essential to early diagnosis and successful treatment.

Function of the eustachian tube continued to be studied, this time with the use of fluorescein solutions. Emphasis was placed on gravity and ciliary function of the tube in clearing of fluid from the middle ear.

Stapedectomy for rehabilitation of hearing continued to be of major interest. A summary of experiences with complications was presented: the most important problem was further cochlear loss; there also occurred occasional disturbances of equilibrium and temporary facial paralysis. Perilymph leakage always stopped spontaneously, and occasional otitis media was controlled satisfactorily.

Problems related to the facial nerve continued to interest the membership and an outstanding symposium was presented. This included presentations dealing with the anatomy, experimental and clinical studies of the central neural relationships, management during operation on the parotid gland, surgical repair of intratemporal and petrous lesions, and clinical control of Bell's palsy.



MEMBERS ATTENDING THE  
NINETY-SIXTH ANNUAL MEETING (1963)

Row 4: Canfield, Robb, Hough, Tabb, Hallberg

Row 3: Harrill, Motley, Fox, Davis, Davison, McGovern, H. Boyd, Hoople, C. Smith, Daly, House, Sellers, Bradley, Lederer, Tremble, Morrow, Woodman, Brown, Goldman, Tonndorf, Sataloff

Row 2: Work, Rosen, Goodhill, Kelemen, Ireland, Rosenwasser, Croushore, Altman, Sutherland, Bellucci, Baron, Hilding, Sooy, Lawrence, Guilford, M. Lewis, McAskile, D. Lewis, B. Smith, McLaurin, Alfaro, McHugh, Hilger, Hill, Weille, Senturia

Row 1: Kos, Martin, DeWeese, Juers, Fowler Jr., Moore, Williams, Walsh, Cawthorne, Sullivan, Fowler Sr., McNally, Boies, Lathrop, Lurie, Meltzer, Day, McNaught

THE NINETY-SEVENTH MEETING  
1964

Dr. Theodore E. Walsh presided at the 1964 meeting, which was held at the St. Francis Hotel, San Francisco, California, April 5-6, 1964. He chose for his Guest of Honor, Dr. Kenneth Day, who spoke of the declining art of otology and the prospect of increasing automation and "production line type of practice." He noted with a feeling of sadness the neglect of conservative therapy for some ear problems and the failure to provide the nerve-deafened patient with enough information and assistance.

The scientific program began with a comprehensive study of the very complex problem of bone conduction. Much interest was aroused by a study of the pattern of the internal vascular anatomy of the stapes, incus, and malleus, since it had important implications in stapes surgery. Then a clear and convincing study was presented that demonstrated that good hearing results could be obtained in patients with obliterative otosclerosis if proper care was taken with the surgical approach. In an effort to understand the alteration in middle ear functions, studies were reported in which cochlear microphonics were compared following stapedectomy and replacement by wire-fat grafts and Teflon pistons.

Some intriguing and original observations on the secretion and absorption of endolymph in pigeons were excellently described and illustrated. Further experimental work dealing with the function of the middle ear muscles revealed the complex role of these muscles, which goes far beyond that of simple protection against noise.

An effort was made to gain some insight into audiometric patterns found in preclinical stapes fixation. The most consistent pattern was shown to be a small air-bone gap at the lower frequencies. A review of the subject of the treatment of chronic otitis revealed that many surgeons agree that all patients with chronic suppurative otitis media do not require radical ear surgery. It was suggested that the surgical procedures have undergone so much evolution and are so complex, that the average otolaryngologist who does not limit his practice to otology might have trouble obtaining the best surgical results.

Much interest continued in the myogenic and cortical potentials; it was reported that two re-

sponses were present: (1) a short-latency response that was myogenic mediated via the vestibule; and (2) a longer latency response that was cortical in origin and mediated through the cochlea. Two excellent papers were presented on glomus jugular tumors, with important diagnostic and follow-up data on the results of therapy and remarkable contrast-media retrograde jugularography.

A most important long-term animal study of middle ear prostheses and subcutaneous implants was described. Steel alloy and Teflon were best tolerated, while polyethylene and control silk produced a more fibrous reaction in the middle ear, but no tumors occurred. Around a small number of subcutaneously implanted Teflon discs and polyethylene struts, tumors did occur. This study re-emphasized the importance of the surface area of the implant as related to carcinogenesis.

One of the most important presentations dealt with the historical background, pros and cons, doubts, difficulties and possible misinterpretations of the international reference zero level (ISO) which was approved by the Society. A most important illustration published in the paper provided the reader with a comparison of ASA and ISO levels and percentage impairment of hearing, calculated according to rules adopted by the Committee on Conservation of Hearing of the American Academy of Ophthalmology and Otolaryngology for cases involving compensation.

The meeting ended with a comprehensive symposium on vestibular testing and included a report on animal studies examining the mechanism of vestibular suppression, a description of caloric tests and their interpretation, and the testing and interpretation of positional nystagmus.

Two resolutions approved by the Society at the business meeting were noteworthy: (1) adoption of the ISO Standard for audiometric measurements, to be effective January 1, 1965; and (2) recommendation that eligibility for teaching be a joint responsibility of otolaryngologists and audiologists, but that the diagnosis and prognosis of hearing loss was the responsibility of the otolaryngologist.

THE NINETY-EIGHTH MEETING  
1965

At the 1965 meeting, held at the Broadmoor Hotel, Colorado Springs, Colorado, May 25-26, 1965, President Harry Rosenwasser reviewed the history of the Society and spoke of the communication gap between the investigator and the practicing otologist and the problem of keeping scientifically informed. His Guest of Honor, Senator Joseph A. Sullivan, spoke with much feeling and intimate knowledge of the problems associated with the "Medicare" program.

The opening paper of the scientific program dealt with some very fundamental studies regarding the interaction between the electrophysiological and psychological approaches to the study of inhibition as it related to time and spatial patterns of neural activity in sensory perception. It was shown that localization of a stimulus occurred in 1 msec for hearing, vibratory stimulation, taste and smell, and that inhibition must occur within a few milliseconds. Further studies suggested that spatial patterns of neural activity are at least as important as the time patterns.

The fundamental neurophysiological approach was continued with good evidence of the concept that units in different parts of the cochlear nucleus had different discharge patterns that can be distinguished electrophysiologically. In general, it was suggested that this nucleus functions as a dispatcher, channeling information to other areas of the brain for further analysis.

Increasing interest was expressed in inner ear fluid balance changes obtained by localized recordings of endolymphatic potentials and cochlear microphonics under conditions of general anoxia and restricted injury of the stria vascularis. It was suggested that metabolic imbalance was responsible for a change in endolymphatic fluid volume as well as local hair-cell function disturbance.

A paper dealing with attributes of loudness recruitment as well as decruitment (negative recruitment) by Dr. Edmund P. Fowler was summarized by Dr. von Békésy in Dr. Fowler's absence and then thoroughly discussed by the Nobel Prize recipient.

The second recorded case of Cogan's syndrome in which histopathological findings were available was reported. The otologic picture appeared to be that of a perilymphitis with extensive fibrous

tissue and new bone formation and associated (or secondary) dilation of the cochlear duct and sacule.

A presentation that caused much excitement dealt with experimental, microscopic and intravascular occlusion of terminal branches of the internal auditory artery by implantation of plastic beads. Clear physiological and histopathological changes in the cochlear and vestibular systems were produced. Another well planned study compared the antibiotic concentrations in the blood serum, cerebrospinal fluid and perilymph of cats. It was demonstrated that soon after intramuscular administration of penicillin and streptomycin, the levels in the serum were well above that of the cerebrospinal fluid or perilymph. Penicillin levels in the perilymph rise at a rate nearly identical to those of the spinal fluid and are more sustained. Streptomycin levels in the perilymph were well above those of the spinal fluid.

In contrast to statements found in the literature, it was reported that viomycin was more toxic to the vestibular system than streptomycin, and that toxicity occurred more commonly among those who previously had ototoxic drugs. Cupulometry appeared to be more sensitive than caloric test in early detection of vestibular changes.

Following the presentation of a paper on the advantages and disadvantages of musculoplasty after mastoidectomy, there occurred an interesting discussion in which it was clear that many fundamental problems remained unsettled. For example, it was generally agreed that prior to musculoplasty, thorough exenteration of the mastoid cells was desirable, but it could not be proven that it was possible to remove all the air cells present in the temporal bone. It was also pointed out that there are myriads of type I tympanoplasties being performed without prior mastoidectomy and there do not appear to be undesirable sequelae.

Although cancer of the middle ear is a relatively rare neoplasm, it occurs often enough to present a serious problem. Thirty-six patients were reviewed and it was determined that the majority of these were males. The pathologic diagnosis was squamous-cell carcinoma and early diagnosis and treatment was not achieved. The 5-year overall cure rate was 27 percent, despite heroic temporal bone surgery and irradiation in the most advanced cases.

However, good results were obtained in class I cases, making the point for early diagnosis.

Congenital cholesteatoma remained an interesting and somewhat controversial subject. A historical review of pathogenesis and classification of lesions with documented cases was presented.

At the business meeting, it was pointed out that the ISO Standard, which was accepted at the last year's meeting, was encountering resistance from industry and insurance groups. It was suggested that some compromise might be necessary. The

THE NINETY-NINTH MEETING  
1966

The ninety-ninth meeting was held at the Americana Hotel, San Juan, Puerto Rico, April 18-19, 1966. President Howard P. House opened the memorable 1966 meeting with an appeal for the members to continue to emphasize scientific excellence, open-mindedness, intellectual independence, and creative thinking. His Guest of Honor, Dr. Dean M. Lierle, then presented an intimate and detailed description of the development of audiology at the University of Iowa and the important roles of Dean Seashore, L. W. Dean, and C. C. Bunch.

The President chose to arrange a program that was limited to "our knowledge of the sensorineural elements that may be present in, and produced by labyrinthine otosclerosis." A beautifully illustrated paper on the blood supply of the human otic capsule provided important details not readily available elsewhere. It was concluded that the cochlear blood supply came from vessels predominantly cerebral and meningeal. The cochlea appeared to be sealed off from the blood supply of the middle ear. Then some animal experiments on venous stasis of the cochlea were discussed. It was shown that there was a correlation between acute changes in cochlear blood flow, cochlear function, and oxygen tension. Experimental occlusion of the vena aqueductus cochlea produced venous stasis and degeneration of the spiral ligament, stria, and outer hair-cells.

A panel discussion on the pathological changes in the inner ear that could be caused by otosclerosis followed. The first panelist discussed her findings in 80 temporal bones obtained from 56 patients. Isolated stapedial or cochlear otosclerosis was seen rarely. The stapes was ankylosed in 37 percent, the round window was involved in 20 percent, and the

Society passed a resolution urging that the following recommendations be made to the proper committees of the American Standards Association:

1. That the issuance of new standards for audiometers be expedited.
2. That the ISO reference zero be included as the only or primary standard.
3. That the Society would accept a compromise that would include both standards during a transitional period.

internal auditory meatus in 3 percent of the ears. Round and oval windows of the same ear were involved in 17.5 percent. Cochlear involvement, deeper than the round window membrane, in the presence of stapes involvement occurred in 7 percent of the ears.

Another panelist dealt with 78 ears with otosclerosis obtained from 43 patients. Twelve ears were known to have some degree of sensorineural deafness, and factors were noted that distinguished them from the other cases in the series. There was unusual activity of a single large focus or the presence of multiple foci or a diffuse distribution of foci throughout the capsule. In the ears with a single focus at the oval window region and a sensorineural component, the focus was consistently found to have extended through the endosteal layer of the cochlear capsule at the attachment of the spiral ligament; a layer of osteoid tissue was often present between the otosclerotic bone and the deeper cellular layer of the ligament.

The third report was a clear, concise study based on 34 temporal bones from 21 patients with otosclerosis and concluded that the hearing loss that accompanied otosclerosis was almost always caused by changes unrelated to the otosclerotic lesion. Four groups of bone were described; three groups were not believed to have lesions caused by the otosclerotic lesions. The fourth group contained a small number of ears in which the lesion resulted in sensorineural deafness. One entity was characterized by severe atrophy of the sensory and neural structures in the presence of lamellar new bone in the cochlea and the second resulted from rupture of the cochlear duct secondary to atrophy of the spiral ligament.

The next report reviewed 49 bones from 26 patients. Audiometrically recorded severe sensorineural deafness was found in three cases, in two of which the otosclerotic process was considered a contributing factor.

The fifth paper was a beautifully illustrated presentation that reviewed Dr. Stacy Guild's work and added recent cases. After restudy of the 81 ears, Guild's conclusions were reaffirmed; these stated that the mere presence of a histologic otosclerotic lesion in the otic capsule did not cause impairment of hearing. If, on the other hand, as shown in two cases, the process involved the membranous cochlea, sensorineural hearing loss could be caused.

Forty-four temporal bones from 25 patients with a clinical diagnosis of otosclerosis were processed by the next panelist. A comparison was made of the bone conduction thresholds and the amount of endosteum of the inner ear involved by otosclerosis. It was concluded that there was a definite relationship between the amount of endosteum involvement and the degree of sensorineural loss.

The moderator, one of the world's acknowledged authorities on the temporal bone, in his summation stated that he felt the evidence did not present "a particularly strong argument for the fact that otosclerosis consistently produces a sensorineural hearing loss," or that there was a close relationship between the magnitude or duration of the otosclerosis and the severity of the hearing loss. On the other hand he felt that the panelists were agreed that "otosclerosis can create sensorineural hearing loss and probably when it does so, the loss is severe."

Some difference of opinion was expressed by discussants regarding the conclusions drawn by the moderator. It was felt by one discussant that cochlear otosclerosis might be proven to be "the greatest single cause of nerve deafness." Others felt that this point of view was unsupported by the available scientific evidence.

The meeting was privileged to hear a discussion of the present status of the knowledge dealing with the pathogenesis of sensorineural deafness in otosclerosis by Professor Luzius Rüedi. He reviewed his hypothesis, which postulates that vascular shunts are formed in relation to the otosclerotic lesions. These result in congestion of the cochlear veins, which in turn produce lamellar bone in the scala tympani, degeneration of spiral ganglia cells, atrophy of the stria vascularis, loss of hair cells in

the organ of Corti, and increase of protein and potassium in perilymph.

The next speaker accepted as a proven fact that otosclerosis caused sensorineural deafness and concerned himself with the question of the manner in which this occurred. He stated that sparse evidence was available dealing with the influence of otosclerosis on the inner ear fluids and none to show how any chemical changes find access to structures within the organ of Corti. Recent evidence suggested that the barrier between the perilymph and the organ of Corti was not impermeable.

An interesting audiologic point of view dealing with this problem was then presented. It was pointed out that sufficient parallelism exists between the audiometric patterns of a group of cochlear otosclerotics and a group with sensorineural hearing loss of indefinite etiology "to support the hypothesis that cochlear otosclerosis is probably a common etiology within the latter group.

The radiologic contribution toward an early diagnosis of cochlear otosclerosis was then discussed. Although there was some strong dissent in the discussion, it was held that it was now possible to make a positive radiologic diagnosis of cochlear otosclerosis before the audiologic changes were manifest. An interesting possibility for therapy of otosclerosis involving the temporal bone was presented. Because of the reports describing the beneficial effects of large doses of sodium fluoride on otosclerosis and Paget's disease and tissue culture experiments, fluorides were prescribed for 46 patients with tomographic evidence of an otospongiotic lesion of the cochlear capsule. Preliminary clinical experience showed "a significant though inconstant promoting effect on recalcification of a spongy otosclerotic focus." It was noteworthy that in the discussion some comment was made regarding the difficulty of evaluating the influence of the fluorides on the otosclerotic foci and possible dangerous side effects.

The Society was then treated to a nostalgic paper dealing with otologic dreams. Selected anecdotes and some fulfilled hopes were reviewed. Finally, this knowledgeable speaker presented his own dream dealing with the diagnosis and eradication of otosclerosis.

In the general discussion and the summation, appreciation was expressed regarding free and open discussion that was possible at the meetings of the

Society. Great interest was expressed in the radiologic progress being made in visualization of the temporal bone and the confidence that a relationship between otosclerosis and sensorineural deafness would be established. One speaker with great enthusiasm expressed the estimate that there might be as many as 13.5 million people with otosclerotic foci in the United States, and "sounded a clarion call" for a concerted attack on the problem of otosclerosis.

#### THE ONE HUNDREDTH MEETING 1967

The hundredth annual meeting of the Society under the presidency of Dr. James A. Moore, was held at the Seignior Club, Montebello, Quebec, May 17-18, 1967, at the time of Canada's Centennial celebration. Dr. Lawrence R. Boies, the Guest of Honor, described the "changing image" and "landmarks of progress" in otolaryngology since 1929, when he came into the specialty. Some interesting thoughts and data were presented about the number of men limiting themselves to otology. The amount of support given for the study of disorders of hearing and equilibrium was contrasted with that given for disorders of speech and for studies of other higher central nervous system functions. The argument for subspecialty certification was reviewed.

The first part of the program was devoted to basic research. Progress was reported on the discovery of the nature of lipid globules in Hensen's cells of guinea pigs. Cholesterol esters, triglycerides, and two phospholipids, sphingomyelin and cephalin, were identified by thin layer chromatography and infra-red spectrophotometry. The next study dealt with levels of glycolytic intermediates and cofactors in the organ of Corti and stria vascularis under *in vivo* conditions and after short periods of ischemia, using quantitative histochemical techniques. Rich stores of glycogen and glucose were found and were essentially untouched during brief ischemia. Within 30 seconds after ischemia the creatine-P content dropped precipitously in both tissues and after anoxia the ATP dropped sharply in the stria.

There was then presented an excellent preliminary report on the findings in the inner ear of the deaf white mink and these were contrasted with comparable normal-hearing mink. In all stages of development this species of mink appeared to be deaf. Excellent electronmicroscopic photographs

At the business meeting there occurred an interesting discussion as to the role that the American Otolological Society should play in the affairs of the Deafness Research Foundation. After expression of differing points of view, it was agreed that the Society should: (1) provide a list of professional men to the Trustees of the Deafness Research Foundation for their consideration for appointment to the DRF Board; and (2) recommend that the new chief executive, who will be invited to replace Mrs. Hobart C. Ramsey, be an otologist of stature in otology.

revealed an absence of mitochondria in the marginal cells of the stria vascularis at 2 weeks after birth and the stria became more degenerated as maturation progressed.

A most important study consisted of light and electron-microscopic findings in guinea pigs who were allowed to survive for as long as 14 months after obliteration of the endolymphatic duct and sac. Endolymphatic hydrops was observed post-operatively in 61 guinea pigs but was not seen in the normal controls. Distention of Reissner's membrane and changes in the organ of Corti, stria vascularis and spiral ganglia were often seen at the apical turns. Evidence in this study favored the concept that blockage of the duct and sac caused cochlear hydrops.

A third excellent study of the inner ear was performed to ascertain the extent and progression of pathological changes in the organ of Corti of the guinea pig following mechanical rupture of Reissner's membrane in the fourth turn. This resulted in damage that remained localized, particularly to the outer hair cells and reached its maximum within 1 week. The tear healed within 2 weeks.

The last paper of the day dealt with a description of the procedure initiated at St. Michael's Hospital, Toronto, for rapid assessment of vestibular activity by the use of an electronic computer. Both digital and analog displays of the various eyeball movements resulting from both semicircular and otolithic stimulation were provided.

On the next day the essayists felt that labyrinthitis was still a relatively important disorder about which little had been written recently. Temporal bone findings and excellent illustrations were presented for two acute patients and eight with chronic

meningogenic suppurative labyrinthitis. Pathological findings were reported in 32 animals in which labyrinthitis was produced experimentally. A discussion of pathogenesis and a suggestion as to the primary pathway for transmission were presented. This was followed by a paper dealing with eight patients in whom problems were encountered while attempting to use reconstruction techniques in dealing with chronic temporal bone diseases. It was concluded that it was unlikely that any one tympanoplastic operative technique could be recommended for all temporal bone problems and it was urged that we return to basic medical and surgical principles.

A clinical and historical review of Paget's disease of the temporal bone and a clinical review of 17 patients were then presented. The hearing loss most frequently observed was the mixed type with a flat configuration and a high-tone drop. It was observed that the VIIth nerve appeared to be resistant to damage by the disease, vertigo was not too common, and otosclerosis could coexist with Paget's disease.

The next essayist utilized his extensive surgical experience to provide information on long-term results in otosclerosis surgery. Data were presented on 195 patients, 5 to 13 years after stapes surgery

and 6 to 25 years after fenestration. The stapes surgery included stapes mobilizations and partial and complete stapedectomies by several methods. Stapedectomy achieved a higher level of hearing than fenestration in the majority of cases but carried a risk of severe cochlear loss. The permanence of the hearing improvement after the classic fenestration procedure was noteworthy. Another otologist reviewed the current management of glomus jugulare tumors and compared this with earlier attitudes. He expressed conviction that surgery, if possible, was the treatment of choice; if surgery could not be performed then irradiation should be given. He expressed the opinions that newer diagnostic techniques will make earlier diagnosis possible and cryosurgical techniques may find a place in the treatment of this condition.

At the business meetings a full discussion of problems and obstacles to the acceptance of the ISO Standards took place and the Society re-affirmed its support. An excellent review was given of the activities of the Board of Trustees of the Research Fund of the American Otological Society (previously called the Central Bureau of Research). With much sadness the death of our very revered senior otologist was noted officially and the Society voted to establish an annual Edmund P. Fowler Lectureship.

ACOUSTIC NEUROMA AND SKULL BASE SURGERY  
ELECTRICAL STIMULATION OF THE AUDITORY SYSTEM  
MOLECULAR BASIS OF GENETIC DEAFNESS  
BEGINNINGS OF OTOLOGY-NEUROTOLOGY AS A SEPARATE SPECIALTY  
UNDER THE BOARD

1968-1992

THE ONE HUNDRED FIRST MEETING THROUGH  
THE ONE HUNDRED TWENTY-FIFTH MEETING

BRIAN F. MCCABE, M.D.

THE ONE HUNDRED FIRST MEETING  
1968

The meeting was held at the Hollywood Beach Hotel in Florida on April 18-20, 1968 and was presided over by George Shambaugh Jr., M.D. It was a remarkable meeting, inasmuch as it had world-renowned otologists as honored guests and speakers: Professor Horst Wüllstein, of Wurtzburg; Professor L.B.W. Jongkees, Amsterdam; and Sir Terence Cawthorne FRCS, of London, England. The President, a distinguished otosclerosis surgeon, reviewed the history of that disorder, noting that for more than 100 years, this particular form of deafness was diagnosable, but it was not until exactly 30 years prior, in November of 1937, that the first major breakthrough in treatment was advanced in a small private hospital in Manhattan. Dr. Julius Lempert's fenestration operation remained the prime treatment for over 20 years. Prior to this, in the 19th century, the prevailing view was expressed by the

great Irish otologic surgeon, Sir William Wilde, who said, "There are two forms of deafness. One is due to wax and is curable. The other is not due to wax and is incurable."

The meeting consisted of three sessions. The first, on The Ear—Sensorineural Considerations after 100 Years, the second, Diagnosis and Treatment, and the third, A Look to the Future. The first Edmund P. Fowler Memorial Lecture was presented by Gordon D. Hoople, M.D., who surveyed the history of otology in this country and made it evident that this history is the history of The American Otological Society, Inc. Lawrence R. Boies, M.D., was the recipient of the Award of Merit and gave the shortest acceptance speech on record: "I am overwhelmed and all I can say is thank you."


THE ONE HUNDRED SECOND MEETING  
1969

This meeting, held at the Roosevelt Hotel in New Orleans on March 28 and 29, 1969, memorialized Dr. Julius Lempert, one of the pioneers of temporal bone surgery, who died 3 months prior, and was convened by President Frank D. Lathrop. He spoke of Dr. Lempert in his remarks, and then introduced the Guest of Honor, Gordon D. Hoople, M.D.

proposer and seconder of possible new members would not be on the ballot, for the reason that the eminence of one or the other might unduly affect the vote rather than reflect the credentials of the nominee. This meeting was time for action on the proposal. After a discussion, which makes most interesting reading, the by-law change was summarily voted down.

The scientific papers centered largely on studies of the temporal bone in health and disease. At the 1968 business meeting, a proposed change in the by-laws was raised wherein the names of the

An international flavor was introduced to this meeting by the introduction of the Award of Merit recipient, Sir Terence Cawthorne, by Harry Rosenwasser, M.D.



MEMBERS IN ATTENDANCE AT THE  
ONE HUNDRED FIRST ANNUAL MEETING (1968)

- Row 1: Ruben, Brockman, Goodhill, Williams, Senturia, House, Lurie, Moore, Sullivan, Cawthorne, Shambaugh, Willstein, Jongkees, Lathrop, Anson, Hoople, Boies, Paparella, Barber, Rambo, Croushore, Bradley
- Row 2: Taylor, Alfaro, Davis, Fitzhugh, Sataloff, Myers, Schuknecht, Moon, Tabb, Smith, Rosenwasser, Woodman, Rosen, Ronis, Harbert, Cole, Schlosser, Davison, Nager, Lawrence
- Row 3: Carhart, Cody, Bellucci, Fariior, Naunton, Compere, Anthony, Juers, G. Boyd, Kinney, Guilford, Ruggles, McQuiston, Proctor, Kos, Derlacki, Jordan, Silcox, Shea, Tomndorf, Smith
- Row 4: Armstrong, Johnson, Stroud, Graybiel, DeWeese, Fox, Trimble, Hilding, Lindsay, Hallberg, Hough, Walsh, Baron, Kelemen, Hilger, Goldman, Bordley, Druss, McHugh, Furstenberg, Lederer, Ireland, Schiff, McAskile, Morrow, Harrill
- Row 5: H. Boyd, Work, Patee, Canfield, Reger, Proud

THE ONE HUNDRED THIRD MEETING  
1970

President Francis L. Lederer opened this meeting, held on April 19 and 20, 1970, again at the Hollywood Beach Hotel, Florida, with a typically thoughtful and insightful analysis of otologic creativity. He concluded that there is no unique entity identifiable as the creative process. All that can be identified is the product, and from it we infer the existence of a process. There are all degrees of creativity, and in medicine, they must be communicated or implemented before they can be recognized.

The President organized his program in a substantially different manner than heretofore, offer-

ing only 12 scientific presentations so that there would be considerable time for discussion. Indeed, the discussions go on for many pages and make lively reading.

For the second consecutive year, the Award of Merit went international as Howard P. House, M.D., introduced the awardee, Senator Joseph A. Sullivan, M.B., of Canada.

THE ONE HUNDRED FOURTH MEETING  
1971

This meeting was conducted by President John E. Bordley at the San Francisco Hilton, May 28 and 29, 1971. President Bordley, in addressing the problems facing otolaryngology today suggested changes in our training program, which are largely coming about today to establish a tiered system. There should be trainees in general otolaryngology, who will serve small cities and towns, which in turn supply the needs of rural areas. The special or complicated problems encountered by these practitioners would be handled by referrals to centers where otolaryngologists are available with special interest and expertise in the different branches of our specialty, comprising the second tier. With the third, and even higher level of training, the researcher-teacher will serve the training programs and the research needs of our specialty.

In introducing his Guest of Honor, E. Glenn Wever, Ph.D., President Bordley stated his firm belief that Dr. Wever opened the door for otologic research in this century by changing otologic research from primarily clinical mathematics and

physics models to actual experimentation in living organisms, where correct (mode) and exact (quantitative) measurements could be made.

Among many excellent papers presented was one on the inner ear effects of vasoconstriction produced by loud sound stimulation, studied by electron microscopy. This landmark piece of work is heavily documented by excellent illustrations. Another paper on the results of electrical stimulation of the cochlea in human sensory deafness, is one of the very early studies on the attempt to get meaningful signals electrically into the human cochlea and represents the early stage in the attempt to develop a cochlear electrode prosthesis. The discussion that followed the presentation is fascinating reading, because it demonstrates the state-of-the-art and science in the early 1970s.

At the annual banquet, James A. Moore, M.D., introduced the Award of Merit recipient, Samuel Rosen, M.D.

THE ONE HUNDRED FIFTH MEETING  
1972

An excellent scientific session was organized by President Walter P. Work at this meeting on April 23 and 24, 1972, at The Breakers in Palm Beach, Florida. After his presidential address and the introduction of his Guest of Honor, Frank D. Lathrop, M.D., Dr. Work started the scientific session with a fine symposium on the inner ear. This included the

landmark paper on the pathology of sensorineural hearing loss in chronic otitis media, which has since been supported by subsequent work. Also included were papers on the physiology of the inner ear, and in particular, two on electrical stimulation of the inner ear that indicated the current intense interest in artificial stimulation of the ear. Following a short



MEMBERS IN ATTENDANCE AT THE  
ONE HUNDRED FIFTH ANNUAL MEETING (1972)

- Row 1: (seated) McCabe, Bradley, Shambaugh, Bordley, Senturia, Work, Lathrop, McAskile, Lederer  
 Row 2: Moore, Duvall, Wilson, D. Hilding, Moon, Silcox, Farris, Rosenwasser, Hoople, Sullivan, Lurie, Kiang, Singleton, Hohmann, Naunton  
 Row 3: Paparella, Tonndorf, Taylor, Weille, Druss, McLaurin, McGovern, Rambo, Stroud, Morrow, Goldman, Baron, H. House, Lawrence, Ritter, Pulec  
 Row 4: Ward, Thalman, Honrubia, Crabtree, Linthicum, Nager, Dolowitz, M. Ronis, B. Ronis, Hawkins, Proud, D. Lewis, Caparosa, Sheehy, Brown, Lindsay, Goodhill, Anson, Saunders, Juers  
 Row 5: Johnson, D. Cody, Simonton, Schiff, Ruggles, Rubin, Schlosser, Robinson, Bellucci, Croushore, Jordan, Alfaro, Armstrong, McQuiston, Proctor

symposium on surgery in facial nerve hyperfunction, a series of patients undergoing surgery for chronic petrositis was presented favoring the middle fossa approach to give the widest exposure. This paper exemplified the current growth in otology in performing intracranial surgery.

The concluding act at the annual banquet was the introduction of the Award of Merit recipient, Howard P. House, M.D., by George Shambaugh Jr., M.D.

THE ONE HUNDRED SIXTH MEETING  
1973

This meeting, held April 6 and 7, 1973, at the Chase-Park Plaza Hotel in St. Louis, Missouri, marked an unfortunate first: the first time that this reviewer can discover where the President, because of an acute illness, was unable to be present to preside. President Ben H. Senturia could not attend. The by-laws require that, in this eventuality, the Vice President be the presiding officer. This was ably and conscientiously carried out at the 1973 meeting by Wesley H. Bradley, M.D., who made every effort to carry out Dr. Senturia's game plan. This was only the second time in the history of the Society that the Guest of Honor and the Award of Merit recipient was the same individual, Moses H. Lurie, M.D. Dr. Lurie, in his address, spoke of the contributions of St. Louis otologists to the Society. Indeed, the names of these individuals is a "Who's Who" in otology and include Dr. Max Goldstein, Dr. Lee Wallace Dean, Dr. C. C. Bunch, Dr. Arthur W. Proetz, Dr. Bernard McMahon, Dr. Theodore Walsh, and Dr. Ben Senturia. (Not to mention Dr. Moses Lurie himself [reviewer's comment]). A brief

special memorial was held for Georg von Békèsy, Ph.D., Nobel Laureate, honorary member of the Society, and recipient of its Award of Merit. Dr. von Békèsy was only the second recipient of the Nobel Award in Physiology and Medicine for work done on the ear. He died only shortly before this meeting.

The highlights of a varied and excellent program were two symposia. One on the microsurgical removal of acoustic neuromas using different approaches was followed by comments and discussion by many acoustic neuroma surgeons. The other was a symposium by five presenters on electrical stimulation of the auditory system. This included papers on the prosthesis for the deaf based on cortical stimulation, the role of the organ of Corti and auditory nerve stimulation, electrical stimulation of the inner ear, neural encoding of sound sensation evoked by electrical stimulation of the acoustic nerve, and the first report of the long-term effects of the cochlear electrode implant in humans. Discussion followed.

THE ONE HUNDRED SEVENTH MEETING  
1974

At this meeting, held at The Breakers in Palm Beach, Florida, April 21 and 22, 1974, President Wesley H. Bradley carried out his second consecutive stint as presiding officer. After his remarks as President he introduced his Guest of Honor, Harry Rosenwasser, M.D.

for up to 8 years. The results demonstrated efficacy in stopping the progression of hearing loss in about 80 percent of patients, with a control group of a smaller number that showed progression of hearing loss when treatment was withheld. This seemed to validate the use of sodium fluoride in this disease. On the surgical treatment side, the report of a small group of patients with benign paroxysmal positional vertigo treated by transection of the posterior ampullary nerve, who had failed conservative management for at least one year, was presented in which all patients obtained complete and rapid relief of symptoms.

The scientific program was prepared with a nice balance among basic science, medical treatment, surgical treatment, and diagnostics. On the diagnostic side, one of the first papers on brainstem evoked audiometry was presented and also a paper on otoscopic recognition of middle ear masses mimicking glomus tumors. On the medical treatment side, a series of papers was presented on the fluoride treatment of cochlear otosclerosis in 2000 patients in the Chicago area and another 2000 in France, all treated in similar manner and followed

President Bradley then presented the Award of Merit to George Shambaugh Jr., M.D. Dr. Shambaugh also won distinction for the second shortest response of the recipient of the award: "Thank you,





MEMBERS IN ATTENDANCE AT THE  
ONE HUNDRED SEVENTH ANNUAL MEETING (1974)

- Row 1: Lurie, Senturia, Armstrong, C. Smith, Derlacki, Proctor, Rubin, E. Myers, D. Myers, Taylor, Bradley, Rosenwasser, Willstein, Glasscock, A. Hilding, D. Ward, Juers, Baron, Lathrop, Silcox, Silverstein, Robinson
- Row 2: Lim, Honrubia, Farrow, Pennington, H. Boyd, Smith, Causse, Shambaugh, Tremble, Wright, Hohmann, Ruben, Bordley, Druss, McQuiston, DeWeese, Moore, Lawrence, Michelson
- Row 3: Paparella, Brown, P. Ward, Wilson, McCabe, Pulec, Valvassori, Tabb, Work, Goldman, Duvall, Fox, Hough, Cody, D. Hilding, H. House, Croushore, McLaurin, Simonton, Torok
- Row 4: Daly, Bellucci, D. Lewis, Vernon, Keleman, Igarashi, Morrow, Dolowitz, Moon, Snow, B. Ronis, M. Ronis, T. Cody, McAskile, Rambo, M. Lewis
- Row 5: Schuknecht, Saunders, McGovern, Jordan, M. Smith, Buckingham, Ruggles, Shea, Cole, Donaldson, Linthicum, Brockman, Withers, Proud, McNally, Alford, Stroud, Thalmann

Wes. I am so overwhelmed I find myself utterly speechless. This may be the first time in my life this

has happened! I can only say thank you all very much."

THE ONE HUNDRED EIGHTH MEETING  
1975

President Lester A. Brown opened this meeting at the Hyatt Regency in Atlanta, Georgia, April 11 and 12, 1975. He concluded his opening remarks by stating that in order to conform with the ruling of the Council of the Otological Society on guidelines concerning time saving, the following was written out and sent by him to each essayist:

BE BRIEF  
NO THANKS  
NO HISTORY  
MEAT  
SELECTED SLIDES

No one on the Council at that time recalls any such set of instructions being sent to each essayist! It is, however, a marvellous example of Dr. Brown's unique and dry sense of humor in getting his message to his speakers. He then introduced the Guest of Honor, John E. Bordley, M.D.

The first paper in the scientific session was the first report in a series of long-term studies of patients receiving the single-channel electrode implant. These patients had finished their period of rehabilitation and were studied audiometrically and psychologically. The patients had improvement of speech reading and heard a wide variety of environmental sounds. Psychological studies dem-

onstrated that patients with implants have a significant improvement in their quality of life. This paper and a similar one following it generated a great deal of discussion between the basic scientists and the surgeons; the former stating they are not and never have been against the concept of the cochlear electrode implant, but there is much important basic work to be done before going directly to the human; and the latter stating that the appropriate model for study of cochlear implantation is the human. As history has shown, the controversy went on for many years.

Other important papers were on the complications of acoustic neuroma surgery and their management, and presentation of the development of the first reproducible animal model of cholesteatoma causing bone resorption. Important temporal bone study was done seeking the elusive cause of sensorineural hearing loss attributable to cochlear otospongiosis. This demonstrated impingement on the cochlear walls by the otospongiotic focus, causing a narrowing of the lumen of the cochlea and distortion of the basilar membrane.

At the official banquet, John E. Bordley, M.D., introduced the Award of Merit recipient, Catherine A. Smith, Ph.D.

THE ONE HUNDRED NINTH MEETING  
1976

This meeting, again at The Breakers in Palm Beach, Florida, on April 25 and 26, 1976, was opened by President Victor Goodhill, M.D., who, in a stimulating and scholarly address, gave a short history of the great contributions of otologic giants such as Toynbee, von Troeltsch, Retzius, and Barany. Considering those contributions, he commented that, for some remarkable reason, otology inspires depths of basic research that have not been equalled in many other medical specialties. In his opinion, the American Otological Society has a major responsibility in judging and guiding otologic progress and practice in the United States, if not the world.

In his remarks as Guest of Honor, Ben H. Senturia, M.D., stated that he was doubly grateful to President Goodhill for the opportunity to address the membership, because 3 years previously illness had prevented him from presiding at the annual meeting.

The scientific program was, by design, mostly laboratory research in which the majority of the papers were on human models or subjects. Subjects included degeneration patterns in human ears exposed to noise, auditory nerve activity in animals exposed to ototoxic drugs and high intensity sound,

sodium loading of inner ear fluids, electron microscopic cochlear observations in bilateral Meniere's disease, and a presentation of new developments in evaluating central auditory mechanisms.

#### THE ONE HUNDRED TENTH MEETING 1977

In 1977 the Society convened at the Sheraton Boston Hotel on May 7 and 8, with President Harold F. Schuknecht presiding. He opened the meeting with a presentation briefly outlining the history of Boston and its importance in the history of medicine in this country. Included was the role that the Massachusetts Eye and Ear Infirmary played in that history. President Schuknecht then introduced his Guest of Honor, Henry B. Perlman, M.D., as one of the people who strongly influenced him early in his career, by introducing him to and guiding him in research and preparing him for academic medicine. Other members of that strong faculty at the University of Chicago were Chairman John Lindsay, M.D., and Heinz Kobrak, M.D. Dr. Perlman, in his address, stressed the importance to specialists of gen-

#### THE ONE HUNDRED ELEVENTH MEETING 1978

This meeting on April 23 and 24, 1978 was again held at the Breakers Hotel in Palm Beach and was opened by the President, Clair M. Kos, M.D. The President began his address with a scholarly consideration of what a presidential address might contain. He concluded that it should be an exposition on what he has crafted his scientific session to inspire, and here, it is to address those facets of otology that have not been neglected, but have resisted clarification and the degree of perfection we seek, particularly in the auditory and vestibular systems.

The President then introduced his Guest of Honor, Howard P. House, M.D., who gave an entertaining and penetrating analysis of his life and career, that was stimulated by a question from "some young person" as to why he has had so many

#### THE ONE HUNDRED TWELFTH MEETING 1979

President G. Dekle Taylor brought this meeting to order on March 31 and April 1, 1979 at the Century Plaza Hotel in Los Angeles, California. In his

President Goodhill closed the official banquet with the presentation of the Award of Merit to Harry Rosenwasser, M.D.

eral medical knowledge in order to make progress within the specialty. He cited the apt summary of Politzer over a hundred years earlier, "The essence of medicine is that everything is connected to everything."

The scientific session included a number of excellent papers with an emphasis on surgical management. A symposium on human ear pathology was held with six presentations on diverse lesions of the temporal bone and particularly the inner ear.

The highlight of the meeting was Dr. Ben H. Senturia's introduction of the Award of Merit recipient, Frank D. Lathrop, M.D.

honors in his life, whereas others who have contributed more have had so much less. Howard did give an answer to this young friend (who could be apocryphal). The reader is referred to the *Transactions* of the 1978 meeting for that delightful comment.

A high quality and variegated scientific session was held, that contained a number of classic papers including vestibular symptoms and sensorineural hearing loss in otosclerosis, delayed endolymphatic hydrops, experimental hypercholesterolemia and auditory dysfunction, and vestibular responses to bithermal caloric stimulation and harmonic acceleration.

As the final activity of the banquet program, Wesley H. Bradley, M.D., introduced the Award of Merit recipient, Juergen Tonndorf, M.D.

presidential address he gave credit to the many members of the Society who contributed to the success of his stewardship of the post of Secretary-

Treasurer, which is indeed, a difficult and complicated job. He outlined the intent of his scientific program, which would include two presentations on the history, past accomplishments, and future directions of the research fund of the American Otological Society, Inc. Also to be included were speakers from other disciplines in the hope that we may see ourselves as others see us, for we are not an island but are connected to the whole of medicine. He then introduced his Guest of Honor, Hallowell Davis, M.D., who in his remarks gave many entertaining and insightful reminiscences illustrating many aspects of his long and brilliant career.

#### THE ONE HUNDRED THIRTEENTH MEETING 1980

In 1980 the meeting moved again to the Breakers in Palm Beach, Florida on April 13 and 14, President Eugene L. Derlacki being the presiding officer. In his presidential address he expressed great concern over the possible name change of our specialty to a name advocated by some or many, "Head and Neck Medicine and Surgery." He also expressed concern about the possible deletion of the word "otology" from the name of our specialty (this was brought up for discussion in the second business meeting).

Victor Goodhill, M.D., in his remarks as the Guest of Honor, presented his usual scholarly and thoughtful address. The text for his gentle but ringing sermon was "Do not curse the deaf" (Leviticus 19:14). This should be read and reread by every otologist in the land.

The scientific session was extremely well balanced with items of interest to each attendee. Some of the highlights were the plasticity of the developing auditory system; labyrinthectomy versus middle fossa vestibular nerve section in Meniere's disease with a critical evaluation of relief of vertigo; a clinical and research overview of cochlear fluid

#### THE ONE HUNDRED FOURTEENTH MEETING 1981

This meeting was held in Canada, for the first time in many years, at the Bayshore in Vancouver, British Columbia, May 9-10, 1981. It was convened by President Richard J. Bellucci, M.D., who stated that in constructing the scientific session he took into account the written comments and criticisms put forth at the end of the 1978, 1979, and 1980

In the scientific program, speakers were heard from the National Institute on Aging on research challenges, from the discipline of radiology, and from the Neuroprosthesis Program of the National Institutes of Health. Both basic and clinical otology were well served by the program as a whole.

The introduction of the Award of Merit recipient, John E. Bordley, M.D., by Lester A. Brown, M.D., entailed some excitement. Dr. Bordley was attending a meeting in another area of the city, unaware of this honor. He arrived just before Dr. Brown's introduction, quite surprised.

balance; and acute cochlear disorders: the combination of hearing loss recruitment, poor discrimination, and tinnitus.

At the second business meeting a motion was made that we express our endorsement of the retention of the name "otology" in any name change, if one is made. The motion was seconded and considerable discussion followed. A second motion was made to take a stand against the name "Head and Neck Medicine and Surgery." This motion was out of order since the original motion had not been voted upon. The President called for a vote on the motion to table the original motion and this motion to table was defeated by the membership. Several members suggested that a committee be formed to study the matter, research it, and make recommendations to the Society. President Derlacki in the interest of time said he would take this under advisement and do his best to come up with a representative committee.

At the end of the banquet, Victor Goodhill, M.D., came forward to introduce the Award of Merit recipient, Ben H. Senturia, M.D.

meetings. He endeavored to respond to the request for panels, more time for discussion, presentations airing contrasting views, and basic research with a clinical application.

Harold F. Schuknecht, M.D., in his remarks as the Guest of Honor, traced the evolution of aca-



MEMBERS IN ATTENDANCE AT THE  
ONE HUNDRED THIRTEENTH ANNUAL MEETING (1980)

- Row 1: Rambo, Taylor, Gacek, Farrior, Derlacki, Bellucci, Sheehy, Moon  
 Row 2: Pulec, DeWeese, Matz, Schuknecht, Cantrell, Rubin, Kos, Stroud, Harris, Ruggles, Wehrs, Robinson  
 Row 3: Pastore, Schlosser, Wolfson, Naunton, Bordley, Lathrop, Moore, Goodhill, Singleton, Dayal, Marcus, Snow  
 Row 4: Anthony, Withers, Proctor, Goldman, Proud, Ruben, Chandler, Nager, Hough, McLaurin, House, Torok  
 Row 5: Catlin, Cody, Hohmann, Cole, Pennington, Montgomery, Senturia, Juhn, Thalmann, Compere, B. Ronis, M. Ronis, Harrison, Hilding, W. Wright  
 Row 6: Spector, Abramson, Clemis, Brown, Duvall, Bradley, Smith, J. Wright

demio otolaryngology over the past century and pointed out some internal difficulties quite naturally generated by the burgeoning breadth of our specialty. The breadth is now so vast that growing numbers of residents graduating from training programs are seeking further training in fellowships. Fellowships being subspecialty oriented, those taking otology-neurotology fellowships will likely do no further work in cancer or plastic surgery, and the reverse is true for those taking head and neck oncology fellowships. The result is that a significant amount of clinical teaching material has been wasted. One possible solution would be to have the final year of training be tracked into one of our subspecialties, at least in our larger programs. This is a national problem that deserves the study of the American Otological Society, as well as our other national societies and also the Board, the Academy, and the Residency Review Committee.

In the scientific session about half the time was given over to panels in which alternative views on the topic were expressed in varying degree. The panels addressed (1) middle ear ventilating tubes, (2) testing eustachian tube function, (3) the treatment of Bell's palsy, (4) tinnitus control, (5) Meniere's disease, and (6) stapes surgery. Ten independent papers were presented, that varied all the

way from bio-inert ceramic implants in middle ear surgery to neurogenerators of brainstem evoked potentials in results from human intracranial recordings.

At the second business meeting there was a report by the Chairman of the By-laws Committee. The charge to this *ad hoc* committee was to determine whether the present by-laws are adequate and, if they need revision, to proceed with that revision. The committee report was that the by-laws, after a line-by-line review, were found to be a sound and workable document, but that certain updating was necessary; for example, it has for many years been the practice that the Vice President be the President-elect and the by-laws should reflect that practice. Another change that reflects the practice for many years is to allow senior members of the Society the right to vote. These and other changes are detailed in the minutes of that business meeting. A motion to accept the changes to the by-laws was seconded and approved by the membership, with a second vote required at the next yearly business meeting for them to be finally adopted.

During the program of the banquet, Harold Schuknecht, M.D., introduced J. Brown Farrior, M.D., as the recipient of the Award of Merit.

#### THE ONE HUNDRED FIFTEENTH MEETING 1982

President J. Brown Farrior, M.D., convened this meeting, which was held at the Breakers in Palm Beach, May 2 and 3, 1982. The presidential address and the remarks of the Guest of Honor, George E. Shambaugh Jr., M.D., concerned microsurgery of the temporal bone. President Farrior stressed the importance of obtaining exposure for the complete removal of a theoretical disease process and the necessity for residents to be taught the various surgical approaches. Dr. Shambaugh outlined the history of the operating microscope. He cited a quotation by Professor Wüllstein of Wurzburg, which should be fascinating to all young microsurgeons: "Some thousand operating microscopes were in use in otology before the instrument was adopted in other disciplines. The operating microscope has become an indispensable tool in all fields of surgery. To be a good microsurgeon is considered an honor nowadays, while in the early days it was only smiled at."

This meeting contained a doubly sad note. Not only had six members been lost through death, but

also, only four new members were elected to the Society.

In the scientific session, two panels were held, one on the management of congenital anomalies of the ear and the other on implications and pitfalls in tympanoplasty. Only the latter was submitted for publication, and it does reflect the state-of-the-art at that time. A significant change in the design of this year's scientific session was the increase in the number of individual presentations, which was in the range of 50 percent. This of course resulted in shorter time periods for each presentation and a reduction in the amount of discussion. It is apparent however, that there was a trade-off in the significant amount of new information adduced.

As a climax at the banquet, President Farrior presented the Award of Merit to William F. House, M.D.

THE ONE HUNDRED SIXTEENTH MEETING  
1983

This meeting, held at the Fairmont in New Orleans, Louisiana on April 9 and 10, 1983 was brought to order by President Jack V. Hough, M.D. For the first time, the President charged the new members during the scientific session and not at the business meeting. "This is my charge to the new members: Gentlemen, this membership induction is done in simplicity, but it means that you are now numbered among the members of the oldest and most prestigious ear society in the world... this Society, and indeed, the world, expects much from you because of what you have been given. We simply expect you to generate new thoughts, create new techniques, and find new truths. When at least one tenth of the population of the whole world, that is, over 400 million people, cry out for relief of deafness, or vertigo, or diseases of the temporal bone, we know that we in this room have much to do."

The choice of the President and the Council of Wesley H. Bradley, M.D., as Guest of Honor was received with uniform approbation. Few people in the history of the Society have contributed more to it than Dr. Bradley. He served as the Society's Secretary-Treasurer, President *pro tem* in place of the ailing President Senturia, and then as President. He served on the Council as long or longer than anyone in the modern history of the Society. Because his counsel was so highly regarded and his experience vast, he served on many if not most of the Society's *ad hoc* committees. He has served national otology

as well, through the NIH, the Deafness Research Foundation and Centurion Club, and the American Board of Otolaryngology.

The scientific session presented what appears to be a record number of papers, panels, and discussions. Besides panels on stapedectomy and the management of sensorineural hearing loss, 23 individual papers were given, including updates on the cochlear implant in preschool children, habilitation of the deaf child with and without a cochlear implant, stimulation-induced damage in animals with a cochlear prosthesis, and human temporal bone findings after a cochlear implant. These papers indicate the growing acceptance of, and even enthusiasm for this method of rehabilitation of the profoundly deaf.


President Hough presented the Award of Merit to Victor Goodhill, M.D., after an introduction by G. Dekle Taylor, M.D. If there ever was a renaissance man in the history of the Society and perhaps otolaryngology as a whole, it is Dr. Goodhill. Besides being an outstanding clinician and researcher of world renown, he is a prolific author who shows a deep respect for the language. He is an excellent violinist and is recognized as such by many of the leading musicians of our time. Finally, he is also a Hebrew scholar, and a highly regarded one. "This devout man has followed the teaching of the prophet Micah and has truly done justly, loveth mercifully, and walked humbly with his God." (Dr. Taylor).

THE ONE HUNDRED SEVENTEENTH MEETING  
1984

At the 1984 meeting, held at the Breakers in Palm Beach on May 6 and 7, President Cary N. Moon Jr., M.D., used his address to honor the memory of his former chief, Fletcher D. Woodward, M.D., who was Chairman of the Department of Otolaryngology at the University of Virginia from 1925 to 1951. Dr. Woodward took his training at the Manhattan Eye, Ear, and Throat Hospital in the early 1920s. He was elected to active membership in the American Otological Society in 1938 and served on the Council from 1947 to 1949. In 1961 he became President of the Triological Society. His presidential address was entitled "The Response of the Otolaryngologist as a Physician and Citizen in the Prevention and Care of Automobile Injuries and Deaths." He had studied accidents meticulously and on that basis made extensive recommendations

to minimize injury and prevent death. Apparently many of these were original. The address was published in the *Transactions* of the Triological Society and also in *JAMA*. President Moon stated "I know that Dr. Woodward would be pleased that so much progress has been made, but he would question why it took so long."

President Cary Moon then introduced the Guest of Honor, Brown Farrow, M.D. He noted that Dr. Farrow is widely known as a superb surgeon, a dynamic speaker, and a great teacher. All of us have benefited from his exhibits. He was awarded the Billings Gold Medal Award of the American Medical Association on two occasions. This is even more remarkable since Dr. Farrow was the first individual to get this award twice, and he was the first



MEMBERS IN ATTENDANCE AT THE  
ONE HUNDRED SEVENTEENTH ANNUAL MEETING (1984)

- Row 1: Armstrong, Goodhill, Derlacki, Snow, Smith, Farrow, Moon, Cody, Hough, Canfield, H. House, Rubin, Bailey, Pappas
- Row 2: Torok, Abramson, Igarashi, Wehrs, Pulec, Jahrsdoerfer, Anthony, J. House, Bellucci, Bradley, Zwistlocki, Robinson, Parisier, C. Cody, Nager
- Row 3: Woodman, Kimura, Matz, Thalmann, Marcus, Lim, Graham, Sheehy
- Row 4: Pennington, Schlosser, Lawrence, Saunders, Brockman, Austin, Montgomery, Goldman, Tabb, Withers
- Row 5: Cantrell, Valvassori, Alberti, Kinney, Compere, Gardner, Silverstein, McGee, Johnson, Dayal, Cole, Boles, Juhn, Chandler
- Row 6: Schiff, McGovern, Duvall, Ronis, Farmer, Chole, Donaldson, Hawke, Tonndorf, Ruben, Fredrickson

individual from the surgical specialties to receive the award. He is also an extremely accomplished and prolific course-giver. He probably has the Academy record for the number of courses given, which number 70 in all.

This year's scientific session was also prolific, with two panels and 21 individual presentations. The panels were on communication devices for the hearing impaired, and "Stapedectomy: How I Do It, Why I Do It." The majority of the papers were on diagnostics and nonsurgical management of ear diseases. The otic affliction most commonly addressed was Meniere's disease, but other diseases addressed were numerous and varied. Only one paper was on pure research, the development of the Place principle.

#### THE ONE HUNDRED EIGHTEENTH MEETING 1985

This meeting was held at the Fontainebleau Hilton at Miami Beach, Florida on May 25 and 26, 1985 and was convened by President Francis A. Sooy. His address concerned the issue of recognition of special competence in otology-neurotology. This, along with subcertification in pediatric otolaryngology, head and neck oncologic surgery, head and neck plastic and reconstructive surgery, and bronchoesophagology has long been under consideration by the American Board of Otolaryngology but has been blocked by the American Board of Medical Specialties, to which all recognized boards belong. Arguments against subcertification are that it is divisive and disenfranchises the "generalists." Arguments for subcertification are that it exists and should be recognized, fosters diversification, improves the quality of teaching and patient care, maintains the unity of the specialty (under a single board), reduces red tape and provides a uniformity of process, and adds to and strengthens the primary certificate.

President Sooy then introduced his Guest of Honor, Bruce Proctor, M.D. This distinction is given to Dr. Proctor in recognition of his long and valuable contributions to the field of otology and to the American Otological Society during the 20 years he has been a member. He has written extensively on the field and is noted for his pioneering work in the developmental anatomy of the middle ear air spaces and surgical anatomy of the middle ear cleft. Other interests include the biochemistry of medical man-

The Award of Merit introduction was made by Brown Farrior, M.D., identifying the 1984 recipient, Harold F. Schuknecht, M.D. There is no question that Dr. Schuknecht is the world's leading otopathologist, and probably the best that ever was. His *opus magnum*, *The Pathology of the Ear*, is the gold standard for all other such works to be measured. His interest in ear pathology and laboratory research was whetted by his mentor and chief, Dr. John Lindsay at the University of Chicago during his residency years. He has received an incredible number of awards and honors and has earned every one.

agement of Meniere's disease and his current textbook *The Surgical Anatomy of the Temporal Bone*. Privately, he is a working environmentalist having planted 500,000 trees in Michigan in an effort to reduce carbon dioxide in the atmosphere.

The scientific session embraced 20 presentations. One of the highlights was the 1984 Santa Barbara state-of-the-art Symposium on Otosclerosis attended by ten of our most distinguished and experienced otosclerosis surgeons with a collective experience of over 100,000 stapes operations. The purpose was to develop guidelines for safe management of the ear and to identify at-risk patients for surgery. Topics included techniques developed by these surgeons through avoidance, recognition, and correction of technical problems; complications; and errors that lead to poor results. Four papers were on cochlear implant surgery, and two different multichannel implants were involved. Three were on acoustic neuroma diagnosis and treatment, with one on complications in the approach to acoustic neuroma surgery.

The final action at the annual banquet was the introduction of the Award of Merit recipient, Wesley H. Bradley, M.D., by Jack V. Hough, M.D. To put it simply, no person in our Society deserves this honor more than Dr. Bradley. He is the statesman of our Society and our specialty, and he has sacrificed much in doing the mountain of good that he has done for us all.

#### THE ONE HUNDRED NINETEENTH MEETING 1986

The meeting was convened on May 3 and 4, 1986, at The Breakers with President Brian F. McCabe presiding. After his presidential address, President McCabe averred it was a special privilege to introduce the Guest of Honor, Merle Lawrence, Ph.D., because Dr. Lawrence was his research mentor for more than 2 decades. Dr. Lawrence served an important function at the University of Michigan, for he was one of the first Ph.D.s to be recruited to a department of otolaryngology and be a full-time faculty member in the department for the purpose of research and research teaching. He was the founding director of the Kresge Hearing Research Institute, which has been at the forefront of otologic research for 30 years. He was the fourteenth recipient of the Award of Merit of the Society, in 1967.

The scientific session contained 21 presentations; the content was wide and varied and of high quality. The data on 43 cases of middle cranial fossa

acoustic neuroma excision was presented, which demonstrated hearing preservation in 50 percent with improvement of hearing in a few and with facial nerve function grade I in more than half and no worse than grade III in the rest. The efficacy of acoustic reflectometry in detection of middle ear effusions was updated with a large test pool, and demonstrated a greater lack of sensitivity of the test than prior reports have shown. Another update was on the implantable bone conduction hearing device. There were three papers that studied stapedectomy results in a residency training program that showed a surprisingly wide variation, depending upon the institution in terms of hearing results and complications.

The final official action at the annual banquet was the introduction of the Award of Merit recipient, John J. Shea Jr., M.D., by Cary N. Moon, M.D., a justly deserved award.

#### THE ONE HUNDRED TWENTIETH MEETING 1987

President Harold G. Tabb called the meeting to order at the Fairmont Hotel in Denver, Colorado, April 26-27, 1987. His first official act was to award a Presidential Citation to James W. McLaurin, M.D., who was very influential in Dr. Tabb's career. After his address, in which he reminisced on the golden era of middle ear surgery in the 1960s and '70s, he presented his Guest of Honor, Robert M. Seyfarth, Ph.D., a young investigator of vocal and acoustic stimulation in non-human primates.

In the scientific session, seven of the 17 presentations were on basic research with clinical implications. The role of histopathology in pathophysiology in experimental animals and in human disease was emphasized considerably more than in prior meetings. A paper considered the criteria for choosing an implantable hearing device over canaloplasty in congenital atresia patients, particularly in identifying those in whom the severity of the disease would predictably result in nonserviceable hearing with canaloplasty. Two papers on streptomycin application to the lateral semicircular canal and duct, one

experimental and one on humans, pointed out that very small doses of streptomycin must be used to avoid any significant cochlear damage. Another paper pointed out that in cochlear implant surgery the high cost of preoperative selection, start-up instrumentation, and the rehabilitation team resulted in a considerable financial deficit, which was reduced only by significant volume.

At the first business meeting, no less than 18 new members were inducted into the Society, the result of a plea of the previous year for new members by President McCabe, who pointed out in that session that more members died in that year than were inducted, and that there were many fine, well-trained and productive young otologists in our specialty well-qualified for membership.

The Award of Merit Committee unanimously recommended Jack V. Hough, M.D., as the recipient for 1987. The award was presented to him by President Tabb, at the annual dinner.

THE ONE HUNDRED TWENTY-FIRST MEETING  
1988

The meeting was again convened at The Breakers in Palm Beach, Florida, April 23-24, 1988. The meeting was opened by President Richard R. Gacek, who directed his remarks to a thoughtful consideration of what makes for effective or successful teaching. He chose this topic because teaching activity is under-recognized compared to research and clinical productivity, whereas it is our major resource that will successfully propel our specialty into the next century. He then introduced his Guest of Honor, G. Dekle Taylor, M.D.

A Presidential Citation was awarded by the President to Grant L. Rasmussen, Ph.D., an eminent neurophysiologist who was very influential for many years in President Gacek's research.

In the scientific session, a new disease was presented to the Society, termed vestibular atelectasis, characterized clinically by chronic unsteadiness precipitated or aggravated by head movement some-

times with brief vertigo, and pathologically by collapse of the ampullae and utricle. A temporal bone study was presented that demonstrated that the hearing loss encountered in osteogenesis imperfecta may be the result of that disease, otosclerosis, or a combination of both. A progress report was given on the electromagnetic implantable middle ear hearing device of the ossicular-stimulating type. The many advantages of superselective embolization of glomus jugulare tumors was presented in a series of patients. An alternative treatment for acoustic neuromas, termed the gamma knife, was presented in a small number of patients, resulting in significant shrinkage of the tumor in a small series. This was pioneered at the Karolinska Institute in Stockholm.

Committee Chairman, Brian F. McCabe, M.D., introduced the Award of Merit recipient, George T. Nager, M.D., at the annual banquet.


THE ONE HUNDRED TWENTY-SECOND MEETING  
1989

The 1989 meeting of the Society was held at the Fairmont Hotel in San Francisco on April 2 and 3, and was convened by President D. Thane Cody. President Cody's remarks were directed to his experiences, trials, tribulations, and successes in setting up the first satellite of the Mayo Clinic in Jacksonville, Florida. His was the responsibility to plan, organize, and put up the buildings for a large multidisciplinary clinic. Going by the data he presented, the new satellite clinic has been a resounding success. He then gave two Presidential Citations, one to Clair M. Kos, M.D., and the other to Wesley H. Bradley, M.D. He presented his Guest of Honor to the audience, Eugene L. Derlacki, M.D. Dr. Derlacki, in the realization that he owed so much to so many, gave thanks to his many teachers, colleagues, and friends in this Society, the Academy, and the many other societies to which he belongs.

In the scientific session, two exciting basic science presentations were made, one on the possible precursors of regenerated hair cells in the avian cochlea following acoustic trauma, and the other,

recent advances in outer hair cell function on a cellular and molecular basis. A paper involving a large population of children using the single-channel cochlear implant pointed out that without the aid of speechreading 52 percent demonstrated some open-set performance on word identification, while 42 percent did so on sentence comprehension. A paper from Northern Ireland studied the results of sacculotomy using either the Fick or the tack method in 39 elderly patients and found satisfactory control of the vertigo in 82 percent of the Fick group and in 89 percent of the tack group. Five of the total group had significant further hearing loss. In another paper a complex and thorough staging system for cholesteatoma in the child, adolescent, and adult was offered.

At the banquet of the Society on April 2, Mansfield F. W. Smith, M.D., introduced the Award of Merit recipient, Brian F. McCabe, M.D.



MEMBERS IN ATTENDANCE AT THE  
ONE HUNDRED TWENTY-FIRST ANNUAL MEETING (1988)

- Row 1: Doyle, Gates, Harris (Irwin), Shea, Parkin, Naunton, Shambaugh, Taylor, Gacek, Kohut, Wehrs, Kimura, Farmer, Dobie, Smith (Mansfield)
- Row 2: Pappas (Dennis), Bradley, Woodman, Smyth, Pappas (James), Torok, Applebaum, McGee, McCabe, Rubin, Pulec, Robinson, Farrow, Derlacki, Bellucci, Schuknecht, Tabb
- Row 3: Kamerer, Cody, Austin, Pillsbury, Harris (Jeffrey), Nadol, Jenkins, Boles, Lim, Ritter, Pastore, Eden, Lippy, Bergstrom, Adour, Thalmann
- Row 4: Hughes, Keim, Valvassori, House (Howard), Moon, Cole, Hough, Igarashi, Miyamoto, Harner, Silverstein, Brackmann, Harker
- Row 5: Nager, Black, Goin, Wiet, Nedzelski, Saunders, Wolfson, Konrad, Donaldson, House (John), Abramson, McDonald, Ruben, Snow, Ruggles, Brookhouser, Gantz, Meyerhoff, Caparosa, Storr, Duckert

THE ONE HUNDRED TWENTY-THIRD MEETING  
1990

The annual meeting was again held at The Breakers on April 28 and 29, 1990. President H. A. Ted Bailey Jr. called the meeting to order and in his remarks called for action in the development of certification of added qualifications in otology-neurotology. He also charged the History Committee to bring the published history of the Society up to date through its first 125 years. He then recognized the contributions of Harold G. Tabb, M.D., with a Presidential Citation. He awarded Special Recognition to Frank Netter, M.D., the celebrated medical illustrator and artist. President Bailey then introduced the Guest of Honor, William F. House, M.D. Dr. House's remarks concerned hearing health care, now and into the future.

At the scientific session a record 27 papers were presented. Topics included the diagnosis and treatment of cholesterol cysts of the temporal bone in a study that included 14 patients, the measurement of human cochlear blood flow using the laser-Doppler flowmeter developed in animal studies and performed on four patients during a surgical procedure on the middle ear by the authors in

Sweden, an outline of the patterns of physical and sexual abuse of communicatively handicapped children, and the effect of tumor size and preoperative hearing level on the function of the auditory brainstem implant. There were three papers on cochlear implants: one comparing the effectiveness of the implant, tactile aids, and hearing aids, the second on cochlear implant flap complications, and the third analyzing patient pedestal complaints and experiences with an implant that was found to be well tolerated and an efficient system for information transfer.

At the business meeting a change in Article 9 of the by-laws was proposed to instruct the secretary to notify candidates of their election immediately after a positive vote of the Council. Ten new members were inducted into the Society, and seven members were lost to the Society through death.

At the annual banquet, Richard R. Gacek, M.D., introduced the Award of Merit recipient, Eugene L. Derlacki, M.D., a long-time contributor to the Society.

THE ONE HUNDRED TWENTY-FOURTH MEETING  
1991


President William F. House, M.D., convened this meeting at the Hyatt Regency in Waikoloa, Hawaii on May 5 and 6, 1991. This meeting was clouded by the untimely death of Maxwell Abramson, M.D., in a tragic accident on the island just before the opening of the meeting. He was eulogized in an official action of the meeting.

After giving his presidential address on the importance of in-depth resident training in the rehabilitation of the deaf, President House presented this year's Guest of Honor, Michael E. Glasscock III, M.D. Dr. Glasscock's address emphasized the need for a balance in the rehabilitation and education of deaf individuals from infancy well into adulthood. Dr. Glasscock emphasized the need for the maximum number of these individuals to join the world of the hearing and thus maximize their productivity, rather than being absorbed by the deaf culture and living in our country sometimes almost as foreigners. Dr. Glasscock was then awarded a Presidential Citation for his extensive contributions to the education of otologists-neurotologists and his

gift of *The American Journal of Otology* to our two major ear societies.

At the business meeting, the Treasurer, Dr. Robert Kohut, M.D., reported upon the health and vigor of the treasury, which only 5 years previously had been near the point of insolvency. He also gave the report of the Board of Trustees of the Research Fund, indicating the fund has reached the level of five million dollars for the first time ever. The Board is now awarding research fellowships as well as research grants.

The scientific session consisted of 25 papers of remarkable range and depth. Six basic science papers included new work on the motility of the cochlear outer hair cells, *in vitro* culturing of endolymphatic sac cells and hyaluronan synthesis, and aberration of the tissue collagenase system in association with otosclerosis. An historical vignette was presented in which a personal silhouette of Prosper Meniere was developed from the study of his unpublished letters. Two papers were presented on



MEMBERS IN ATTENDANCE AT THE  
ONE HUNDRED TWENTY-FIFTH ANNUAL MEETING (1992)

- Row 1: Roger Boles, Francis Catlin, Harold Tabb, Ted Bailey, Robert Kohut, Michael Glasscock, Mansfield Smith, William House, Robert Jahrsdoerfer, Roger Wehrs, Joseph Farmer
- Row 2: Raul Hinojosa, George Singleton, Cecil Hart, Jay Farrow, Jai Ryu, Yasuya Nomura, Jack Pulec, Arnold Schuring, Steve Harner, David Austin, Antonio De le Cruz, Eugene Derlacki
- Row 3: Dennis Pappas, Fred Linthicum, Isamu Sando, Robert Schindler, Edward Applebaum, Sam Kinney, Patrick Doyle, Maureen Hannley, Owen Black, John Kernink
- Row 4: Maurice Schiff, William Meyerhoff, Clarence Sasaki, Dudley Weider, James Sheehy, Gary Jackson, John Emmett, Gregory Matz, Marcos Goycoolea
- Row 5: Richard Miyamoto, Jack Hough, Hill Britton, Charles Mangham, Jochen Schacht, Richard Altschuller, Newton Coker, Robert Ruben, Donald Kamerer, Mike Paparella
- Row 6: John House, Loren Bartels, Julia Gulya, Richard Chole, Ronald Hoffman, Myles Pensak, Bruce Gantz, John Dickens, Peter Roland
- Row 7: David Lim, Larry Duckert, Noel Cohen, Wesley Bradley, Vincente Honrubia, Herman Jenkins, Robert Jackler, Max Kontis
- Row 8: David Wilson, Charles Luetjé, Shokri Radpour, Arndt Duvall, Robert Goldenberg, Warren Adkins, Howard House, Jack Kartush, Herbert Silverstein, Jeffrey Harris

cerebellopontine angle tumors. The first defined the advantages of a transcochlear and transtentorial approach for the removal of large tumors. The second detailed the effect of surgical removal of acoustic neuromas on tinnitus. Cochlear implant science was represented with four papers. Two dealt with the communication results in patients with bilateral cochlear implants as compared to unilateral cochlear implants.

#### THE ONE HUNDRED TWENTY-FIFTH MEETING 1992

This meeting was convened April 12 and 13, 1992 at the Marriott Desert Springs Resort in Desert Springs, California, by President Michael E. Glasscock III, M.D. After his presidential address, "Third Party Utilization Review: The Corporate Practice of Medicine," which should be highlighted for review as important reading in the *Transactions*, he introduced his Guest of Honor, William E. Hitselberger, M.D. He was honored by the Society for his outstanding contributions to neurotology. Dr. Hitselberger recalled for the audience the early years of transtemporal acoustic neuroma removal and his training by Bill House in temporal bone surgery. A Presidential Citation was awarded posthumously to Jack C. Urban, the great innovator and inventor. Instrumentation that sprang from his innovative mind helped make possible many of the surgical advances in otology during the past 25 years. The citation was accepted by his son, Jack C. Urban, who shared some interesting aspects of his father's life from a son's perspective.

At the annual banquet, H. A. Ted Bailey Jr., M.D., identified this year's awardee, Richard R. Gacek, M. D. Dr. Gacek's continued productivity in not only clinical innovation but also basic research, while at the same time administering a large department, was acclaimed.

The scientific session opened with a panel on acoustic neuroma moderated by C. Gary Jackson, M.D., which included six presentations and a discussion and question and answer session. This was followed by a cochlear implant panel moderated by Bruce J. Gantz, M.D., consisting of three presentations and a period for discussion. A third panel was on stapedectomy, moderated by Howard P. House, M.D. Before the panel discussion, three papers on problems in stapedectomy were presented. The remainder of the scientific session was taken up by panels on vertigo, sensorineural hearing loss, tinnitus, and chronic ear disease.

At the annual banquet, the highlight of the evening was the introduction of the Award of Merit recipient, James L. Sheehy, M.D., by the Chairman of the Award of Merit Committee, H. A. Ted Bailey Jr., M.D. Dr. Sheehy was acclaimed for his outstanding teaching ability, which he has shared throughout the world during the past quarter of a century.

## OVERVIEW OF THE AMERICAN OTOLOGICAL SOCIETY DURING THE FIRST QUARTER OF ITS SECOND CENTURY

1968-1993

WESLEY H. BRADLEY, M.D.

After the excellent review by Dr. McCabe of some of the highlights of the scientific activities of the Society during the past 25 years, it seemed to the members of the committee that the picture was still not complete. It was our feeling that a look at some of the other activities of the American Otological Society and some of the outside forces impacting on the Society during these years would add an additional dimension to this review.

By the completion of the Centennial Meeting in 1968, a pattern for the location of the annual meetings of the Society had pretty well evolved. The membership had indicated a preference for the meetings on alternate years to be located in a warm climate, during the spring months. Various Florida locations were tried and enjoyed, but it was not until 1972 that a decision on location became apparent. The meeting that year in Palm Beach at the elegant old Breakers Hotel with its Italian Renaissance style and its newly completed convention facilities established a location. The Breakers, as a meeting site, was continued without interruption on the even numbered years through 1990. On the odd numbered years the meeting was held in urban

centers throughout the continental United States, in Hawaii, and in Canada. This schedule proved to be very popular and attendance at the meetings was excellent, particularly during the even numbered years at The Breakers. Nothing remains constant however, and by the early 1990s, enough voices were heard asking for a change from The Breakers that in 1992, for the first time in 20 years, the annual meeting on an even numbered year was held in a new location. Additional new meeting sites are under investigation at the time of this writing, and it appears highly improbable that the annual meeting will remain in one location in the future as during the long stay at The Breakers.

During this 25-year span other changes in the annual meetings were also taking place. The grouping together of most of the major otolaryngological societies, including the American Otological Society (AOS), for approximately a week of concurrent meetings in a relatively relaxed format during the late winter or early spring was the traditional pattern in the 1960s. In the 1970s there was increasing pressure to extend the number of days for the meetings to accommodate new societies, and the week



The Breakers Hotel -  
Palm Beach, Florida. Site  
of the Society's Meetings  
on Alternate Years from  
1972 through 1990.



increased from 5 days to 6 and eventually 7 days. Originally the arrangements for the meetings had been carried out on a rather informal basis by the secretaries of the societies involved, but as the number of participating societies increased and the number of participants grew, this became a more major responsibility. It was at about this time that a new organization appeared, the American Council of Otolaryngology (ACO). The ACO was established with the support of all the major societies in otolaryngology, including the AOS, to provide an organization in Washington, DC, with special emphasis on governmental relations and the socioeconomics of medicine. One of the requisites for the Executive Director of the ACO was that he should be an otolaryngologist. The first full time Executive Director, Dr. John Bordley was a former President of the American Otolaryngological Society. He was asked to serve as coordinator with the senior Society secretaries for planning the overall operation of the Spring Meetings. This was the beginning of a relationship that has continued up to the present time, and has provided a continuity through the coordinator not possible through the individual Society secretaries. The Spring Meetings continued to grow in number of participating societies, in attendees, and as a more structured week of meetings. Commercial exhibitors were invited to participate in the week and by the middle of the 1980s it was a full week of intense activities. The name Combined Otolaryngological Spring Meetings (COSM) was used as a new designation and has become part of the established terminology in otolaryngology in this country. In 1981 the ACO merged with the American Academy of Otolaryngology—Head and Neck Surgery and the Executive Vice-President of the resulting organization now serves as the COSM coordinator. At the present time one can still hear some differences of opinion among the membership, between those favoring the previous format of a more low-key week of meetings with a rather relaxed schedule, versus the present format of a highly structured week with a totally full schedule and a sometimes frenetic pace. Most signs would suggest a continuing movement towards the latter format, but it will be interesting to see what the future holds.

As one might expect during any 25-year period, changes have taken place in the basic structure of the organization, that is, the by-laws. A complete review and revision of the by-laws was undertaken at the beginning of the 1980s. Shortly thereafter a seeming inconsistency was noted, that is, since there was no definite statement in the by-laws re-

garding the right of Senior Members to vote on the ballot for individuals proposed for membership, many Senior Members did not exercise this privilege. The by-laws were then changed to specifically include the right of Senior Members to vote on this question. Since this significantly increased the potential number of individuals voting, it was felt necessary to increase the number of negative votes that would automatically exclude a proposed candidate, and this was done. A later by-laws change eliminated a seeming duplication of effort, that is, new members are now considered duly elected after they have successfully passed the test of the membership ballot and approval by the Council. The former custom of official election of the new members at the first annual business meeting was thereby eliminated.

During the years since its Centennial Meeting the Society has shown a gradual increase in size with some interesting aspects in the growth pattern. For at least 20 years prior to 1968 the total membership had been approximately 150 with about 110 Active Members. In the decade of the 1970s, the total membership gradually increased up to approximately 180. However, analysis showed that the increase was primarily in the categories of Senior, Emeritus, and Associate Members, but the number of Active Members was remaining essentially unchanged. Concern was expressed by some that this type of growth pattern was not healthy for the Society. Dr. Brian McCabe in his Presidential reminiscences comments on his call for action to remedy this situation. The final years of this quarter of the century have shown significant change, and as we approach the 125th anniversary, the total membership is now over 200 members with over 125 in the Active Member category. It will be interesting to see if this trend continues.

When looking at the costs involved in the running of the Society, however, there was no evidence of this item remaining at a fixed level. Up to the time of the Centennial Meeting the financial base had been relatively small and was essentially proportionate to the income received from dues of the Active Members. It was only in preparation for the Centennial Meeting that the dues were finally raised to \$100 per year and, with the number of Active Members, this provided approximately between \$11,000 and \$12,000 per year for running the Society. The dues remained at this level for almost 20 years, but during the same period, the Society assumed many additional financial responsibilities. Annual contributions in support of organizations

such as the Deafness Research Foundation, the newly established American Council of Otolaryngology referred to earlier, and the International Federation of Otolaryngological Societies all ate significantly into the limited financial base. With the sharp rise in publishing costs, the *Transactions* became a negative factor in the budget rather than as previously, a small positive factor. There were greater costs involved in the Society's participation in the more complex week of COSM. Although some income from the commercial exhibitors was returned to the Society, this did not always make up for other increased cost factors. By the middle 1970s a pattern of deficit financing was beginning to show in the annual financial statements, but reserves from the time of the Centennial Meeting were utilized temporarily to offset this. However, by the 1980s it was evident that a major problem was developing, and during Dr. Robert Kohut's term as Secretary-Treasurer this issue was faced by the Council and the membership-at-large. A new dues structure was established, which, along with other factors mentioned below, helped to provide a more realistic financial base for the Society.

Another factor that became more evident during this 25-year period was the increased frequency of outside forces, for example, government agencies, impacting on the Society. Involvement with the Internal Revenue Service had become an accepted part of the life of the Society during the preceding 30 years, particularly necessitated by the many changes in the federal tax codes. However, a sudden awakening to such outside forces occurred in late 1976 when the Society was served a subpoena by the Federal Trade Commission (FTC) related to possible activities in restraint of trade. This was part of a larger overall action by the FTC involving 22 medical societies and 11 specialty boards. Dr. Dekle Taylor, the Secretary-Treasurer at that time, provided excellent leadership and with strong Council support was able to achieve a satisfactory resolution of the problem. However, this was not without the expenditure of a great deal of time and energy on his part and involved a significant cost for the legal counsel that was required. The increasing need for such legal counsel in the ensuing years became an additional factor adding to the Society's growing expense list referred to earlier. The FTC was not alone in its effect on the Society during those years, but rather this was only the beginning of an increasing involvement. The various governmental agencies dealing with health care began to have a more direct effect on the practice of medicine; quality assurance, length of hospi-

tal stay, reimbursement, and so forth, became determined by directives of these agencies. The entire practice of medicine was changed and the AOS was increasingly called upon, as were most other major medical societies, to provide information and consultation in an attempt to ensure continuation of high-quality patient care. As well as government agencies, corporate forces were expanding greatly into the health care field during those years. The third party carriers for health insurance became a major factor in all systems of reimbursement, and entry by many large corporate endeavors into the health care field on the for-profit basis changed the old system of not-for-profit hospital programs, which had been traditional in this country. The problem of the high cost or even nonavailability of malpractice insurance coverage continued to affect medical practice and thus impacted on the Society during those years. All of these primarily socioeconomic issues were directed in some degree to the American Council of Otolaryngology as it became better established in Washington, but the AOS was in no way divorced from them. Input from the Society and financial support for the efforts required to achieve desired results were constantly sought. At the time of this writing the national trend toward some type of greater government involvement in providing a national basis for health care suggests that this trend will probably increase and the impact on the Society in future years may be even greater.

Some of the aspects of training in otolaryngology in the past 25 years have shown interesting changes. One of these is the very definite increased interest of top quality medical students in the field of otolaryngology. Anyone involved in a teaching program is aware of the greater number of highly qualified students selecting electives in otolaryngology and then going on to apply for positions in the very competitive selection process for otolaryngology residency programs. This has been a healthy trend and has brought, and continues to bring, a new corps of well-trained and intellectually active practitioners and teachers into the field. Another major change in training is related to the development of fellowship programs in otology and neurotology in the latter half of this 25-year period. At the beginning of this period there were relatively few such fellowship programs available, probably less than ten, and at the present writing that number has more than doubled. With such a growth in numbers there has been a need for standardization of programs and preparation for accreditation of programs. In the mid 1980s a Board of Review was


developed under the aegis of the American Otological Society to look into these needs and to establish such standards. This board has been functioning and, working with the American Board of Otolaryngology (ABO), already has achieved significant results in setting standards for fellowship programs and in developing an accreditation procedure through the appropriate accrediting bodies. The latter is a long and detailed process and at the present time the proposed procedure is working through the level of the Residency Review Committee and on to the level of the Accrediting Council for Graduate Medical Education. It appears at this time that fellowship programs are here as an accepted part of graduate training in otology and that a significant number of individuals in the future will choose to utilize this opportunity for additional special training.

For many years the Research Fund of the AOS and the Board of Trustees of the Research Fund have been somewhat of an enigma to the membership-at-large. For those who might be interested in obtaining a better understanding, the following three sources of information would be helpful. First, in an earlier section of this volume Dr. Philip Meltzer and Dr. Lawrence Boies reviewed the earliest beginnings of the Research Fund and the establishment of a Board of Trustees to administer the fund. Second, the report to the Society of the Chairman of the Board in 1967, Dr. Gordon Hoople, gave a clear picture of the major changes occurring in the Board at that time. Third, in 1979 President Dekle Taylor included as part of his program two papers by Dr. Wesley Bradley and Dr. Michael Paparella on the history and the accomplishments of the Research Fund, and both of these papers appear in the *Transactions* for that year. During the past decade a concerted effort has been underway to bring the Council of the Society and the Board of Trustees into a closer and more coordinated relationship, and yet in so doing to not encroach on the specific purpose for which the Board of Trustees was established. Much was achieved in this direction by a significant meeting in 1990 arranged by Dr. Robert Kohut, Secretary of the Society and Dr. Richard Chole, Secretary of the Board of Trustees. At that time the full Council of the Society and the full Board of Trustees of the Research Fund met jointly for a day in Chicago. Sitting around a common meeting table the combined group was able to define satisfactorily the true relationship of the Research Fund and its Board of Trustees to the Council and the American Otological Society. A second major achievement at this meeting was the action of the Board of Trustees to


approve broadening the area of support available through the Research Fund to include subjects for otological research as identified from year to year by the Directors. The statement of this decision was prefaced by acknowledging that the fund was originally established for support of research related to finding the cause of otosclerosis and the ameliorization of deafness attributable to otosclerosis. The Board emphasized that support would still always favor research directed toward these areas until such a need was nonexistent. However, after a thorough review, and reinforced by legal counsel, the Board felt that the time for broadening the area of support had arrived (see pp. 107-108).

In the late 1980s one of the members of the American Otological Society, Dr. Michael Glasscock, the owner and at that time the editor of *The American Journal of Otology*, approached the Society regarding the possibility of making a gift of the journal jointly to the American Otological Society and the American Neurotology Society. This matter was considered by the Council of each Society, and after the legal and financial aspects of such an acquisition had been examined, both Societies agreed to accept Dr. Glasscock's gift with appropriate gratitude. In the early 1990s the journal became the joint property of the two Societies and was given first call on the papers delivered at the annual meeting of each Society. *The American Journal of Otology* has been designated by the Council as the official journal of the American Otological Society. It is still too soon in the joint ownership and operation of the journal to see the financial consequences of Dr. Glasscock's gift. However, in the long range it is anticipated that the journal should provide a source of added income to each of the Societies as the circulation is increased and the revenues from advertising sources can be enlarged.


Publication of the *Transactions of the American Otological Society* has been a major responsibility of the Council through the individuals serving as Editor-Librarian during this quarter of a century. These individuals, working with the secretaries, have tried to continue the tradition of producing a high quality record of the Society's activities, both scientific and organizational, in a lasting permanent format. As mentioned earlier, the tremendous increase in publishing costs has created a problem, and numerous times suggestions were made to reduce the quality, change to a soft cover volume, or even discontinue publishing a full *Transactions* and go simply to published abstracts. Fortunately the Council has continued to have faith that the *Trans-*



Robert Dobie, Blair Simmons, and Joseph Farmer




Richard Chole and Robert Kohut




Gregory Matz and George Gates


During a Break at the Meeting of the Board of Trustees of the Research Fund and the AOS Council, Chicago, October 1990



Robert Kohut and Robert Jahrsdoerfer



Wesley Bradley and Ted Bailey



Michael Glasscock and Maxwell Abramson

During a Break at the Meeting of the Board of Trustees of the Research Fund and the AOS Council, Chicago, October 1990

actions is worth the cost, and its publication has continued in the traditional form. The *Transactions* are the most complete record of the history of American Otology and as such are an invaluable reference source. Recently, in reviewing the collection of the volumes of *Transactions*, it has been found that certain volumes were missing from the Editor-Librarian's collection. One of the projects of the present Editor-Librarian, Dr. Joseph Farmer, is an attempt to obtain these volumes and have them available in a central archives to be established in the museum at the headquarters of the American Academy of Otolaryngology—Head and Neck Surgery Foundation in Alexandria, Virginia.

With the added workload that the Council of the Society has encountered in recent years, it has become necessary to increase the number of Council meetings from two per year to three. This has been another factor in adding to the cost of operation of the Society as mentioned earlier, but the need was so self-evident that there seemed to be no other choice. As the schedule of a third Council meeting each year became established, the possibility of using one such meeting every 3 to 4 years as a combined Council meeting and retreat for long-range planning was discussed and approved. The first retreat, which was held in 1990, was so successful that the Council recommended a retreat should be planned every 5 years to provide continuing long-range planning for the Society.

In touching briefly on only a limited number of activities of the American Otological Society during this first quarter of the second century of its history, we have attempted to provide a brief overview of how the society has functioned internally as a medical organization, and how it has related externally to the rest of medicine and to other forces with

which it has had contact. It seems apparent that the Society has changed in character during these 25 years from a small, specialized society, primarily involved in its own scientific program, to a society that is now growing at a slow but healthy rate and is relating to many external forces that in the past either did not exist or with which the Society did not have a relationship. It retains its unique and important function as a forum for debate and discussion of new and controversial subjects related to otology. In this period the Society has continued to maintain its high standards related to scientific achievement and has been the leader in otology in the western hemisphere and one of the respected leaders worldwide.

Dr. Edmund P. Fowler, in his projections for the second century, made some interesting predictions which follow this overview. From the vantage point of 25 years, it is amazing how accurate many of Dr. Fowler's predictions have been. Perhaps we can be forgiven for exercising some editorial license with the editors' notes in the following section. None of the present authors desired to expand on Dr. Fowler's predictions. However, we all agree that the changes that have occurred in the past 25 years will most certainly continue and this Society will be affected by them. It is our hope that the leadership in the years ahead will not wait only to react to external change, but will actively provide the direction for change, initiated within the Society, when such change seems indicated. As all who have lived long enough have learned, the only thing that is constant in this life is change, and we must learn to live with it and adapt to it. Since Dr. Fowler projected for the entire second century of the Society, we feel that his projections and predictions cover the next 25 years and beyond, and we stand with him on his record.

EDITOR'S NOTE: *This section appeared in the First Edition. It was written by Dr. Edmund P. Fowler during 1967, just before he died, and includes his projections for the second 100 years.*

## THE SECOND ONE HUNDRED YEARS MUSINGS AND DREAMS OF THINGS TO COME

EDMUND P. FOWLER, M.D.

Each member of your committee has searched the available records and his own mind for the true facts of our history, but more is needed. Although truth is essential, we cannot live on truth alone. The writers of history should use their imagination and so leave with us not just the words, nor just the tale, but a way of looking at things. They should record the myths as well as the facts, the threads of the woof and warp of the fabric they are weaving into their picture of the past, and at least a shadowy suggestion of the picture of the future.

The growth of science is a continual advance into uncertainty, a continual stepping into the unknown. One step forward into the uncertain future also brings us one step backward into the past, and only a fleeting moment of time separates what has been from what is to be.

Although no history can be written about what has not yet happened, the past does cast shadows of some of the events to come. In fact, whatever is likely to happen is already happening. Just because our ancestors spoke a medical language quite different from that in vogue today does not mean that their thoughts and writings had no influence on our thoughts and sayings of today, but the impact of present trends is apt to be over-emphasized, whereas too little emphasis is given to the rapid expansion of the unexpected.

So hold your breath and fasten your seat belt, for here we go into the bright blue yonder, hoping that perchance we may make a bull's eye into a parahelium in the halo of truths yet to come.

Let us discuss some of the possibilities the future holds in store. Let us not only conjure up visions of what is obviously expected to happen, but also of what, though now thought improbable, may by happy chance prove true.

Through the lengthening train of ages past and the lessening train of ages yet to come, the otologist will continue to utilize advances in microbiology and in many other branches of science to perfect his techniques and to acquire new methods and new medications to assist him in his work. Without question he will continue to have better illumination, increased magnification, and many mechanical gadgets at his disposal until whatever gods there be stop the show.

During our first 100 years, the use of hormones, blood transfusions, a variety of electrical, radiological, and surgical devices have given and will continue to give us more means for doing good, but also more potential means for doing harm, than could have been dreamed of even a few years ago and certainly 4 or 5 centuries before Christ, when Hippocrates, the father of medicine, admonished the physician to do good to his patient, "or at least to do no harm."

Unless donor and recipient are identical twins, the transplantation of organs or tissue will require more elaborate preparations than those used today.

Diseases of the heart, vascular lesions affecting the central nervous system, and cancer, now overpowering causes of sickness and death, and on occasion lethal to the ear, will be better understood, although we now have no biologic cure for these diseases and the immediate outlook is hazy indeed. But who knows, as with tuberculosis and syphilis, miracles can happen. However, from time to time there will be some resurgence as has occurred recently with both of these diseases.

Presbycusis will always remain a problem, especially as people will be living longer. There will be so many people that by the end of the present century the United States population can be ex-

pected to pass 400,000,000. A sure but temporary cure for this population explosion would be a plague like the black death, which in 20 years in the twelfth century exterminated 50 percent of the population in Europe and, as Menchen pointed out, by eliminating mainly the lower strata of the proletariat, prepared the world for the Renaissance. Hearing aids will be improved, but not much, because the structures of both aid and ear impose insurmountable limitations.

The physiology and pathophysiology of the ear will be better understood, and deterrents to some auditory neural lesions will be found as will deterrents to other lesions of the ear. If we concentrate more on the early detection of disease, especially the viral invasions (and before birth), it may be possible to prevent some forms of severe or total deafness, and the prospective mother may receive prophylactic treatment for herself and her expected child. We will discover what causes the primary lesion of Meniere's symptom complex and the true relationship of the labyrinthine pressure changes to the triggering of the attacks. We will, it is to be hoped, concentrate not only on the lesions found at autopsy, the lesions occasioned by the terminal stages of disease, but upon what caused these lesions, or maybe more properly stated, the "cause of the cause." We shall learn more and more of the ultra-structure of tissues, some today not even suspected to exist, and how emotional stress can disturb the metabolism and generate disease.

We will more and more use the metric system\* and no longer remain in the confusions now extant, but "three barley corns laid end to end equal an inch" will generally be better visualized than is "1,650,763.73 wave lengths of the orange-red line of the gas krypton-86."

During the century now ending, a change has occurred in our preoccupation with infections, to a growing awareness of the problems of the so-called "degenerative disorders and disease." This will continue.

Through biochemistry we shall learn how to prevent or cure many diseases now incurable, many now obscure or unknown. Many, many important signs of disease have existed for ages, yet still remain undiscovered.

\*This is very slow in coming (Ed.).

Due to technological advances, the metabolic and nutritional deficiency diseases will be better understood. Even otosclerosis or its exacerbations may succumb to a hormone, a biochemical, an antibiotic, or an enzyme as yet undiscovered. The true facts of the otic capsule circulation and microcirculation will be determined and how reactions following local anoxic episodes affect the bone marrow.

The study of identical twins gives promise of eventually uncovering some of the factors underlying the genesis of otosclerosis, and in determining the relative roles of heredity and environment in this disorder. We may find out which chromosome causes a tendency to otosclerosis.

Even though we remain ignorant of how hormones work, we will be better able to control several defects common to hormone deficiencies or over-abundances. Isotope chemistry will open new areas in chemical and nuclear physics, geophysics, and molecular biology, all of which will have otologic connotations. Electronic computers will be perfected so that they may even be able to discuss with the otologist difficult diagnostic problems. (They may even be given a vote!) We will be plagued by simpler and sometimes similar names given to quite different diseases, and maybe call them "pseudo-pseudo" this or that. The wholesale intaking of vitamin pills will diminish, and when we cannot make a diagnosis we will find some other name than "virus" to hide our ignorance. The development of Laser would seem capable of furnishing tremendous aid in several lines of research.

The modern craze for "good causes" and the efforts to abolish poverty will, because of the expense involved, more and more diminish the money required for research.

The day of the specialty hospital will be over and all hospitals will be so crowded with patients that they will be compelled to increase their dependence on so-called "government grants," which are really monies taken from the population at large.

Medical fees will continue to increase and the cost of medical care will be prohibitive, unless we curtail some of our diagnostic tests now often used in excess, especially arteriography, air contrast and radioisotope scanning investigations. More simple means skillfully used will avoid the dangers from these procedures and their cost. More thought will be given to avoid harm before mutilation surgery is carried out to prolong the life of a patient who

would oft times be better dead. Maybe we will learn again to allow a patient a tranquil death.

As has been the case for a long time, about one third of our patients should really not need our attention, but they will be so alarmed at all the medical news they read that they will, like medical students, tend to acquire symptoms that fit into almost every disease they have read about or heard described. They will be suffering from "scriptitis" (or "scriptosis"). They will be liable to die of a misprint. In a sense it could be said that they will be suffering from "extrasensory perceptions."

Direct stimulation of the cochlear nerve will, from time to time, be discovered. There is no indication that it will ever succeed in enabling a patient to readily hear speech.

Maybe in the not distant future a few females of the species will become members of our Society.

<sup>\*</sup>No one is a perfect prognosticator (Ed.).

If they be comely it would certainly be an improvement on the sad, bored, and helpless decorum of the countenances worn late in the afternoon sessions by some of our male audiences.<sup>†</sup>

The history of the next 100 years, like the history of the first 100 years, will in essence be an otological biography of the wonderful men who have maintained the preeminence of our Society.<sup>‡</sup>

We are on the threshold of great strides into the unknown; let us not hesitate in our search for the truth (for the cause of the cause), hoping to get closer and closer, always realizing that we will never know it all. If we ever presume to be omniscient, we will be putting our selves on the level of whatever gods man has believed there be.

<sup>†</sup>The importance of women to the Society is being realized; the new women members are making significant contributions (Ed.).

<sup>‡</sup>Today, Dr. Fowler would change "wonderful men" to wonderful men and women (Ed.).

## PERSONAL MEMORIES OF THE PRESIDENTS\*

*D. Harold Walker, President, 1931*

Dr. Walker replied to our request by saying that he had many, many treasured memories, that he would prefer not to put them down in writing but to discuss them with the members of the society at the meeting in Lake Placid (1961).

*Edmund P. Fowler, President, 1937*

So many memories have built up during the past 50 years that I can here record but a few. An outstanding characteristic of the American Otological Society has been, with few exceptions, the desire of the members to contribute, not merely to sit back and receive. In consequence, throughout the years our scientific programs have surpassed those of any other specialty society.

Several meetings are especially remembered: the one in 1922 when the 1A audiometer was demonstrated; the one in 1931 when Drs. Ballance and Duel demonstrated their facial nerve decompression and grafting techniques. At this meeting I set up 85 microscopes in order to exhibit and explain the otosclerosis slides my beloved son, Edmund Jr., had obtained in Europe from Bruhl, Mayer, Weber, and Wittmaack; the one in 1936 when I again reported the "Loudness Recruitment Phenomenon" and demonstrated means for measuring it; the meeting at the Lido Country Club in 1937 when, as President, I had organized a symposium on the neural mechanism of hearing. It was at this meeting that "Loudness Recruitment" was really put on the map by the discussion of my paper by Lorente de Nó; the one at Toronto, Canada, in 1952 when, as Guest of Honor and unknown to the then President, Gordon D. Hoople, I was to be the recipient of the testimonial, medallion, and the monetary award; the time when I could not be present in 1965 and Georg von Békèsy pinch-hit for me and gave such a marvellous discussion of my paper, "Some Attributes of 'Loudness Recruitment' and 'Loudness Recruitment'," that the Society elected me an Honorary Member.

There have been but few unpleasant or disturbing memories. One of these related to the question-

able conduct of two prominent otologists, neither of whom had realized their transgressions. Another was the election of a man to honorary membership because it was feared he could not be elected an active member. Still another was the obnoxious "talking down" to their audiences by two visiting foreign otologists. There are several amusing memories that I hesitate to mention for fear of possibly offending the still living members involved.

I remember some of the funny stories of Wendell Phillips and Joe Beck, and several by Ted Hill, told with a down-East New England drawl, and Ken Day's obnoxious ribber, allegedly from Yugoslavia.

There are many, many more recollections, especially of the splendid dedicated men in the Central Bureau of Research and all of the others who contributed so much to the science and art of otology. They will be mentioned in the history.

*George M. Coates, President, 1941*

Dr. Coates recalls many personal memories of the following members of our Society, especially of:

Charles H. Burnett of Philadelphia (President, 1884-85), spoken of as the Dean of American Otologists, a title later applied to C. J. Blake of Boston (President, 1877) and to E. B. Dench of New York (President, 1911-12).

B. Alexander Randall (President, 1903-05), a skillful operator but a poor speaker, and adept at putting his audiences to sleep.

Charles W. Richardson of Washington (Uncle Charlie) (President, 1915-16), who would announce that he would adhere strictly to the time rule and then would take up a good part of an hour for his address in spite of cat-calls and shuffling of feet.

Christian R. Holmes of Cincinnati (President, 1917), an outstanding figure at all meetings. He was a commanding officer of a Red Cross Base Hospital in France in 1918.

\*The memories of those Presidents prior to 1969 are excerpts from letters sent to Dr. Edmund P. Fowler at his request by all the then living Past Presidents. Those after 1968 were requested by and sent to Dr. Wesley Bradley in 1991 and 1992 (Ed.).

J. Mackenzie Brown is remembered especially for his papers on the massacre of the tonsils and turbinates.

Norval H. Pierce (President, 1918), handsome and well groomed, a successful grand opera singer before taking up medicine. He was always ready to sing at the dinner meetings of the Society, particularly "Mandalay" and "Danny Dever."

George E. Shambaugh (President, 1923), a truly great scientist who added greatly to our knowledge of the circulation of the inner ear and was the originator of the American Board of Otolaryngology, although never officially a member of the Board himself.

There were my three close friends, Lee Wallace Dean of St. Louis (President, 1932), Joseph C. Beck of Chicago and Ross Hall Skillern of Philadelphia, all professors in their respective cities. Dean conducted extensive research on sinusitis and arthritis in children and of acute otitis media in the so-called cholera infantum syndrome. Joe Beck, one of the most popular of men, was a delightful companion with a great fund of stories, which he enjoyed even when they were told against himself. Also, he was a severe but kindly critic.

*Wesley C. Bowers, President, 1943-44*

Dr. Bowers recalls especially that in December, 1942, our government requested that no meetings not directly connected with the war effort be held because of excessive demands on the railroads, and so it was decided to omit the 1943 Annual Meeting. He recalls that in his President's address in 1944 he called attention to the radical changes occurring in geography, politics, modes of living, in our personal lives, and in our approach to our profession. These have altered our concepts of the treatment of many diseases and increased knowledge of preventive medicine and of the care of the injured.

Dr. Bowers remembers the dramatic effect of chemotherapy on otology. It was without doubt one of the greatest discoveries of the century in the field of medicine. The sulfa drugs have been in active use in this country since 1941, but the last few years have added greatly to our knowledge of their value. Many heretofore hopeless conditions yield readily to their action. Given such a wonderful remedy, it seems a pity that by their injudicious use we should render patients sensitized to them so that they cannot be given them when really needed for a serious condition, such as pneumonia, mastoid-

itis, or meningitis. It is unfortunate that many commercial firms are still advertising extensively various combinations of sulfa drugs with vaso-constrictors, for use as a spray, or nose drops. Many patients may become sensitized and experience convinces me that, in most conditions, a spray used in the nose gives more trouble than pleasure.

The use of atabrine to replace quinine has not only saved many lives, but actually made possible our offensive in the South Pacific.

*Bernard J. McMahon, President, 1948*

I consider the idea of writing a history of the American Otological Society excellent and timely. While I am only too happy to contribute my bit to your project, I regret to say that I cannot lighten the subject by "exposing any questionable and awful truths of our otological lives."

I remember that it was Dr. Fowler who made the motion to publish the rules governing the Award of Merit. I remember that the Council was in a quandary about what to do to establish a closer relationship with outstanding preeminent scientists who were contributing to our progress in otology by their achievements in the problems of the basic principles of hearing. Since these men did not practice otology, there was no place for them in our Society under the then-existing by-laws. To solve the problem, we advanced the idea that the American Otological Society should establish an associate membership. This change in the by-laws was approved by the Council and accepted by the membership.

*Philip E. Meltzer, President, 1950*

To be accepted in the Otological Society was a great event in my life. Can you imagine the respectful awe that I exhibited when I attended the meetings and saw such men, in the flesh, as E. B. Dench, Wendell Phillips, E. P. Fowler, T. J. Harris, G. M. Coates, G. E. Shambaugh. I listened to their words as though they were the gospel. Their great diagnostic skills and surgical techniques impressed me greatly. The discussions on the floor were lively, but "watered down" in the *Transactions*.

There were two meetings with a touch of sadness: Hans Brunner from Vienna gave a paper so brilliant that the audience gave him an ovation, but before the meeting was over the enthusiasm for this young man waned considerably, not because his discussions were less brilliant, but because of his

know-it-all attitude. The second was the meeting in 1938 when Dr. Kopetsky read a paper on the fenestration operation. He, too, received an ovation. Then the President, Dr. Harris P. Mosher, called for Dr. Julius Lempert to be introduced, as it was his operation that Dr. Kopetsky was reporting. It is generally acknowledged that Lempert's contribution altered the course of otology, particularly the surgical treatment of otosclerosis and the chronic suppurative ear.

As I think back upon it, what impresses me are the statements that Dr. Edmund P. Fowler made in the early twenties that are now being acknowledged as being basic contributions in evaluating and differentiating hearing losses. I have in mind especially his loudness balance tests for recruitment.

Another milestone in my memory was the presentation of Sir Charles Ballance and Dr. Arthur B. Duel concerning their investigations of the seventh nerve in monkeys.

I cannot leave this short account of my memories without referring to the work of Wever and Bray, which has been one of the most fruitful contributions concerning auditory function.

*Kenneth M. Day, President, 1951*

With the thought of enlivening the Otological Society banquet when I was President in 1951, I engaged the services of a nationally famous greeter and ribber, Luke Barnett. I had a precedent for this action, since my father, when President in 1919, employed Luke as an obnoxious head waiter who nearly caused a small riot. His special target was Wendell Phillips.

On this second occasion we decided to have Luke pose as Dr. Koroko, the Minister of Health from Yugoslavia, who had been foisted upon me by the State Department as a dinner speaker.

The turmoil began during the reception before the banquet while the good doctor was being plied with pseudo-Manhattans (Coca Colas with cherries). His targets appeared to be Valentine Miller and Eugene Lewis. Gene stood all he could and then paid his respects to my wife and myself and attempted to leave giving as an excuse that he had no dinner clothes. Under a pledge of secrecy I told him that the affair was a hoax. Then he could not be dragged away by a team of horses. A ticklish moment occurred when Francis Lederer attempted to

converse in Slavic with the doctor who replied, "When in America I speak American!"

Poor Gordon Hoople had to suffer as a table-mate during the banquet, but managed to maintain his poise and remain the perfect gentleman in spite of the doctor's atrocious table manners. Gordon's collar did appear somewhat wilted.

In his speech, the doctor damned American medicine in general and specialization in particular. He praised socialized medicine in general and that of Yugoslavia in particular. The room became so noisy that the speaker could no longer be heard. To prevent an incipient riot, I called for order and confessed to the hoax. It was not a stuffy banquet!

*Gordon D. Hoople, President, 1952*

My connection with the administrative aspects of the Otological Society began just after World War II. There had been no meeting of the Society in the year 1943 because of restrictions on travel during the war period, and the meeting following this was supposed to be an especially important one; to attract people back after this lapse. I happened to be elected Secretary of the Society at this time, following the demise of Isidore Friesner. Having become acquainted with Dr. Terence Cawthorne in England during the war, I conceived the idea that it would be delightful if he would come over and address us. On my suggestion, he was invited to give presentations to both the Triological Society and the Otological Society. This was the first of many subsequent presentations by Terence Cawthorne before our Society.

Another change that came into the otological picture during this period was the birth of the (for the want of a better name) audiologist. There were some pioneer efforts by Fowler Sr., McFarland, and others prior to the war, but the military diagnostic and rehabilitative centers that were set up during the war gave training to a number of men who were competent in this field, and these men spearheaded further education in this particular branch of otology.

In 1952, it was my privilege to serve as President of the Otological Society. It was in this year that the first mobilization of the stapes was done by Rosen. Its popularity did not occur at once. There was a real disbelief on the part of many of the members in the efficacy of the procedure, and in these days the rebirth of stapedectomy was yet to come.

One of my greatest pleasures was to have Edmund P. Fowler as my Guest of Honor during the year of my Presidency. He gave a memorable talk on the occasion of the Toronto meeting in 1952.

Having served 5 years as Secretary, 1 year as Vice-President, 1 year as President, and 2 years on the Council, I had 9 years during which I was connected with the administrative aspects of the Society. This was one of the rewarding experiences of my life, and particularly so because it came during this period of evolution in the management of otological conditions.

*Albert C. Furstenberg, President, 1953*

I cannot pass by without mention of the noteworthy progress our specialty has made in the training of young men in otorhinolaryngology. Education above the level of undergraduate studies is not only a mark of the medical profession, but also a significant requirement that has assumed increasing importance with the evolution of American medicine. Its progress has not been rapid nor has it yet achieved exemplary objective; nevertheless, it has developed resolutely into an essential program that demands the attention of all graduates of medicine today.

*William J. McNally, President, 1956*

You, Dr. Fowler, have had the great good fortune to have contributed to the tremendous advances in otology that have been brought about in this present century, and I have been privileged to witness many of them.

One of the most impressive meetings of the American Otological Society that comes to mind was the one in 1931. It was held at Briarcliff Manor, New York, and adjourned to Arthur B. Duel's estate nearby at Laurelwood, Holmes, New York, where he had had special laboratories built for animal experimentation. From there, Sir Charles Ballance and Dr. Duel reported their basic experimental work on the neuro-physiology of the facial nerve.

Everyone was impressed and edified by these two elderly but vigorous scientists, both clinicians of world repute, who went back to the laboratory to establish a fundamental principle that has revolutionized subsequent peripheral nerve surgery.

During my Presidency of the American Otological Society and as a member of its Central Bureau

of Research, I more fully realized the important part that the Society has played in the development of otology. The Council's policy of supporting the President in his search for good and new work from all corners of the world for the program of the Annual Meeting has been of inestimable value.

I deeply appreciate the distinction and honor of membership in this great Society.

*John R. Lindsay, President, 1957*

It was my privilege, following 11 years' service on the Council of the American Otological Society, to be President for the year 1957 when the meeting was combined with the Sixth International Congress in Washington and many foreign colleagues were present. It was also my privilege as President that year to present the Award of Merit to an illustrious investigator in cochlear physiology who was later to receive the Nobel prize, Georg von Békésy. During my association with the Society, several outstanding developments were witnessed in otology, some dramatic and even controversial, but each a significant milestone in the evolution of scientific or clinical progress.

Among these were the efforts of Eagleton to obtain drainage in petrositis, sulfonamide therapy, Lempert's success with the one-stage fenestration operation, the increased training stimulated by this development, and the techniques for facial nerve decompression and grafting devised by Ballance and Duel.

The early thirties brought new life to research in audition. The discovery of the Wever and Bray phenomenon and the application of conditioning techniques in animals was made by Culler and associates. The Society has consistently given support to this research through its Central Bureau of Research, and also, by including reports of scientific investigation at its meetings, it has helped to promote better communication between clinician and scientist.

Several illogical operations had been tried on the middle ear for various purposes, but it was Rosen who discovered that a fixed stapes might be mobilized and hearing dramatically restored. Only the senior members of the Otological Society remembered the attempts by Jack to restore hearing by removing or mobilizing the stapes, and the earlier mobilization procedures by Europeans, which had been abandoned.

The field of otology has progressed rapidly along with other fields of medicine. The fostering of research in the training institutions is having its good effect on the quality of clinical training. More exact diagnostic procedures have developed and contributions by the field of otology to the health of the community in prevention, diagnosis, and alleviation of disease have been steadily increasing in the last few decades.

*Dean M. Lierle, President, 1958*

My experience as a member and an officer of the American Otological Society over a period of some 30 years has been most rewarding. The *Transactions*, or proceedings of the Society, have reflected the progress of otology. During this period we have seen the development of audiometry, audiology, microsurgery of the ear, and most important, with the advent of the sulfonamides and chemotherapy, the elimination of most of the acute complications of otologic disease.

There was little research during the early thirties, but one has only to look at each year's program now to note the tremendous amount of research that is being done today. In the early years, there were not enough research subjects for the program. Today we have to be careful to have balanced programs as far as clinical and research papers are concerned.

Certainly I cannot forget the discussion concerning various scientific and other subjects that took place, especially during the evenings in the rooms of the Fellows. I remember when the annual banquet was a very dignified and staid affair, no ladies. I must agree that their presence now contributes to the enjoyment of these occasions.

It has been a great privilege to have served as President of the American Otological Society.

*Moses H. Lurie, President, 1959*

Meetings that I especially remember were in 1930 when Drs. E. G. Wever and C. W. Bray presented the first real break-through on the physiology of the cochlea and the meeting in Washington in 1933 when, with Hallowell Davis, A. J. Derbyshire, and Leon Saul, we reported our research plus a perfect demonstration of the functioning of the living cochlea, and I presented my first paper on the phylogenetic development of the cochlea. I was informed after this meeting that I had been elected a member of the Society.

There were a number of episodes that I will always remember:

The meeting at Atlantic City in the thirties, when a discussion of the cochlea and middle ear functions was carried out on the beach just as the tide was changing. We were busy discussing the problems and drawing diagrams on the sand when suddenly a wave deluged us wiping out our diagrams and soaking us, to the amusement of the boardwalk watchers.

Also, the meeting when Lorente de Nó gave a masterly demonstration of experimental nystagmus.

The meeting at the Lido Country Club, Long Island, New York, when Dr. Fowler was President, and arranged for a wonderful beach party at which we stuffed ourselves with clams and lobsters.

The 1939 meeting at which Dr. Applebaum gave a brilliant summary of meningitis and its treatment, with a report on the successful use of the sulfa drugs.

One of the most traumatic experiences I had in presenting a paper occurred on June 6, 1944, the day of the landing of the Allied forces in France. All I saw of the audience were the newspapers they were reading throughout the presentation.

*Robert C. Martin, President, 1960*

The thing that has impressed me most about our meetings has been the presentation of truly remarkable developments in otology. I refer to (1) our advance in knowledge of the physics, anatomy, and the pathology of hearing losses; (2) the treatment of Bell's and traumatic facial palsy; and (3) Meniere's disease. From these advances have come the surgical treatment of conductive deafness and facial palsy and the medical and surgical therapy of labyrinthine disease. The development of functional tests of hearing have been refined and standardized, rendering the diagnosis and therapy more predictable. All this has been correlated with the advances in anatomy and physiology. These advances have all come about in the last 40 years. It has been a rare privilege to have lived in this era.

So much for the serious side! Two humorous incidents came to mind. The first was at Atlantic City when Ken Day introduced the Minister of Health from Yugoslavia (actually a professional ribber) who proceeded to insult everyone. One outraged member took exception and was promptly

asked, "Where do you come from?" Upon his answering, "North Carolina," the next question from the ribber in his most insulting manner was, "Where is that? Is it in the United States?" The unmasking of the false minister was a necessity to prevent physical combat. It was one of the most complete sell-outs or "horseshoe-buyings" that I have ever seen.

The second humorous incident occurred where a discussant arose and began reading a paper which had no bearing on the one he was supposed to be discussing. The heavy gavel settled that promptly.

Which brings me to my final conclusion about being a presiding officer, "talk softly, but carry a heavy-gavel, or big stick," else some speakers and discussions would go on forever.

It was one of the great experiences of my life to have been President of this Society.

*Henry L. Williams, President, 1961*

One thing that has impressed me through the years has been the changing attitude of the members toward discussions in general. Perhaps some types of discussion have been a little unfair. I remember as a case in point the remark made by Harris Mosher about a paper given by Gordon New. Mosher made some reference to the cold perfection of the papers written by the editorial department of the Mayo Clinic. This reduced Dr. New to a state of sputtering indignation, as he had really worked very hard on this particular paper and besides was far too inarticulate to make any effective reply. However, in times past, cogent objections were occasionally entered to statements in papers, which added greatly to the value of the presentation, or at least so I thought. Of late, however, any disagreement with the author of a paper seems to be frowned on. "Discussions" have been reduced to compliments about the hard work that has seemed to have gone into the preparation of the work, and the great interest of the thesis presented to otology. It appears to me that discussion has been completely emasculated.

I thought that I might mention the alteration in the type of program that was instituted with my Presidency. At that time it was thought better to put clinical and laboratory type research papers on the program so that the Otological Society might be identified with the advancing edge of the specialty and leave the clinical papers largely to the Triologic.

This seemed to work out very well, and I believe this policy has been continued.

*Lawrence R. Boies, President, 1962*

For many years before I attained membership in 1944, listening at the annual meetings of the American Otological Society and meeting its members was an exciting experience. Today, similar experiences as a member have not lost any lustre.

My membership has covered a period of 2 decades, which probably have been as eventful in otology as any equal number of years in the history of our Society. The one-stage Lempert fenestration for otosclerosis was just gaining momentum in 1944; the terms "audiology" and "audiologist" were born a year later, and the latter substituted for "audio-technician." Basic and applied research related to the ear began to flourish, then stapes surgery was revived to become successful, then reconstructive surgery on the middle ear, and now more expanded temporal bone surgery is being explored.

What more can anyone ask than to have lived through this time as a member of this Society, the most important function of which is to encourage and support inquiry and to properly assess values in the progress of otology?

*Joseph A. Sullivan, President, 1963*

The American Otological Society stands like a beacon light in its own specialized field in medicine throughout the entire world. This venerable and ancient Society, 100 years old, has had among its members some of the most distinguished professional men in the world. It was my singular privilege and very great honor to have had bestowed upon me this rare accolade that comes to so few men throughout their lives, the Presidency of the American Otological Society.

We, of the Americas, and that statement in its broadest sense applies to Americans and Canadians alike, together share a fraternal and brotherly association as members in this august Society.

I did not consider this an honor so much to myself as I stated in my inaugural address, but to my country, Canada, in joining with you, not only in the field of medicine in its otological aspect, but on a much wider basis, the trials, tribulations, and loyalties of the free world, so dearly fought for in two world wars.

*Theodore E. Walsh, President, 1964*

It's very difficult to put into a few words how much I appreciate my membership in the American Otological Society. Ever since I was elected a Fellow in 1941, I've had nothing but the most stimulating contacts with the Fellows of the Society, not only stimulating in terms of medicine, but fascinating in terms of good fellowship and real friendship. For example, it's hard to understand that, in any other group, a man like Ki Martin would have given up his vacation to stay with me when my wife was operated upon in Boston. We were in a strange city and she was extremely ill, and Ki, instead of going off on his vacation, stood and "held my hand" while the worst of the operative and postoperative period was over. This is hard to forget. Men like Ken Day and Ki and Gordon Hoople and Phil Meltzer and others are unforgettable, and it's only through the Otological Society that one can come close enough to know them as well as we do.

*Harry Rosenwasser, President, 1965*

I was fortunate in living through that exciting era of full employment and complete preoccupation with suppurative diseases of the temporal bone and its complications. I met Drs. Alexander, Ruttin, Nager, Rae, Holmgren, and many other outstanding men. I was fortunate in getting to know well such men as Drs. Page, Fowler, Whiting, Friesner, Coates, and Hill.

It was my further good fortune to have lived through, and been part of the exciting era of fenestration surgery.

One of my fondest memories of Dr. Holmgren is his story of what happened in a hotel in Chicago when he and Mrs. Holmgren called room service for tea and sweet rolls at teatime. After an interminable wait, an elaborately appointed table was rolled into their room with a complete dining service. Upon lifting the cover of a large serving dish he found he had ordered sweetbreads!

*Howard P. House, President, 1966*

My early days in otolaryngologic training and practice were filled with thrilling experiences. It was my privilege to meet and work with the "greats" of our specialty such as my Chief, J. Mackenzie Brown, the "Dean of Otolaryngology," and many others.

Those days in the history of otolaryngology constituted an era of change encompassing the development of allergy, bronchoesophagology, rhinoplasty surgery, endaural temporal-bone surgery, and surgery for otosclerosis.

My election to membership in the American Otological Society crystallized my interest in the rapidly advancing field of otologic surgery. As a member of the American Otological Society, a sincere friendship developed with the men on the move in otology. This close relationship has served as a continuing stimulus to me, as it has to many other men, to constantly upgrade our specialty. The American Otological Society has made it possible for this close relationship to exist among our distinguished colleagues in otology and this is the real contribution that the American Otological Society has made, is making, and will continue to make in the science of otology. I shall forever be grateful for the opportunity of being a member of this great organization.

*James A. Moore, President, 1967*

The most outstanding memories of my membership in the American Otological Society are related to my close association and correspondence with Dr. Edmund P. Fowler.

During my years as Secretary, there was considerable correspondence with regard to the History Committee of which Dr. Fowler was Chairman and in connection with the 100th anniversary celebration.

At the Mid-Winter Council Meeting in 1962, Senator Joseph Sullivan invited the American Otological Society to meet at the Seignior Club in 1967 for our Annual Meeting in the spring, which, of course, was our 100th meeting and the Canadian celebration of their 100 years as a Nation. The Triological Society had already agreed to meet that spring in Montreal. Since 1967 would be the 100th Annual Meeting of the American Otological Society, it was suggested that the Society celebrate its 100th anniversary at the Seignior Club. However, Dr. Fowler was quick to point out that since the American Otological Society had been founded in July of 1868, the 100th anniversary celebration could not be held until the 1968 Annual Meeting. Obviously he was right as usual.



Another incident occurred while I was Secretary, when Dr. Fowler missed the 98th Annual Meeting in 1965 at The Broadmoor. He sent a telegram to the Society that stated that this was the first and only meeting he had missed in 46 consecutive years. This telegram brought forth a tremendous response from the membership, and Dr. Fowler was unanimously elected to Honorary Membership. Dr. Fowler was notified of this honor and was duly appreciative. However, when he noted in the 1965 *Transactions* that his name was missing from the Active Membership list, he called me up and pointed out that he was also an Active Member and wished to remain as such. Those of us on the Council agreed that he was indeed an active member and at the 1966 Mid-Winter Council Meeting, it was unanimously agreed that the Council recommend to the Society that he be restored to Active Membership.

My only regret about the 100th anniversary celebration is that Dr. Fowler will not be there in person, but, as he said many times, he will be looking in on the affairs from his high perch on "cloud eight."

In closing my few remarks, I quote from one of Dr. Fowler's many letters to me regarding the 100th anniversary celebration. This was the closing paragraph of a letter dated February 7, 1961:

"Trusting you and a few of my friends may be able to drink a toast to me on the 100th anniversary of the Society and that by some hokus-pokus I will be able to obtain a concoction strong enough to enable me to communicate with you, possibly by supersonic harp frequencies (there does not seem to be any other kind of music up there on 'cloud eight' and I have always wondered how they kept the strings tuned and obtained more cat gut) and always good luck and best wishes,"

(signed) "Edmund P. Fowler"

George E. Shambaugh Jr., President, 1968

My vivid memories of outstanding otologists of an earlier generation began during my residency at the Massachusetts Eye and Ear Infirmary, 1930 to 1932. Dr. Harris P. Mosher stands out as the respected, feared, and eventually beloved tyrant who ran the Wednesday morning clinical meetings with an iron hand. It was a superb teaching experience for the residents who learned to think and speak on their feet, to accept barbed, but deserved comments by their Chief, and learned that there was no sub-

stitute for time and care spent in preparing a clinical report. Mosher concealed a warm and really soft heart beneath a forbidding and brusque exterior.

Dr. Mosher was the first to occupy the combined Chair of Otology and Laryngology succeeding Dr. D. Harold Walker who had recently retired as Chief of the ear service. Dr. Walker is remembered as a benign, kind, and considerate man who spoke very rapidly, words tumbling out unable to keep pace with his thoughts. The tall, erect, and regal figure of Dr. Frederick Jack attending one of the Wednesday morning meetings will never be forgotten. Unfortunately, he was unknown to the residents and was not introduced formally by Dr. Mosher. He appeared to feel rebuffed and remained in the background of this meeting, and did not return again while I was at the Infirmary.

One of the greatest mastoid surgeons, Dr. Philip Hammond, visited the out-patient clinic one day and spent considerable time instructing the residents in his method of catheterizing the eustachian tube, and I have illustrated this in my textbook *Surgery of the Ear*. In those days, few of the senior attending men spent any time teaching the residents with the notable exception of Dr. Philip Meltzer who was then a comparative youngster on the attending staff, a marvelous teacher, a marvelous individual, who, in the opinion of many of us, would some day become Chief.

Dr. Henry Cahill is remembered as the dynamic and vigorous otologic surgeon most experienced and skilled in the diagnosis and treatment of intracranial complications, especially brain abscess. He demonstrated to the residents slides he had brought back from Europe of otosclerosis of the labyrinthine capsule. He went further than anyone else in New England in those days in that he would sometimes write on the back of a history, "I suspect otosclerosis," but on the front he would enter the customary diagnosis of chronic catarrhal otitis media for all cases of non-suppurative progressive conductive hearing loss.

The Swampscott Meeting of the Otological Society in 1931 was memorable, being the first meeting that I ever attended. It was as a guest, under the wing of my father. Two events stand out. Sir Charles Ballance read a paper on Chronic Suppurative Otitis Media and the Danger of Not Operating because of Intracranial Complications. Sir Charles was not very tall but an imposing and heavy-set individual with very positive views. As founder of the British Neurosurgical Society and author of the

beautifully illustrated two volume *Surgery of the Temporal Bone*, Sir Charles bridged the gap between the two specialties, a gap destined to increase until Doctors William House and Hitselberger revived a close cooperation between otologists and neurosurgeons. The second vivid memory at this meeting was the banquet at which Dr. Norval Pierce rendered "On the Road to Mandalay" in his operatic tenor.

Vivid memories of these earlier days, soon after my return to Chicago, include the greatest of all otologic surgeons of the twentieth century, Dr. Julius Lempert. Unknown in 1938 when Dr. Samuel Kopetsky made his attempt to capture the credit for the one-stage fenestration operation, Dr. Lempert was eager to demonstrate his technique to all who came. Within a few years he attained international renown and recognition for his fenestration operation and for his endaural approach to the temporal bone. Doubtlessly influenced by his short stature (hardly five feet tall) and humble origin, Dr. Lempert developed a fierce sense of personal ownership of the technique of the operation. This blinded him and made it impossible for him to accept the advantages of the operating microscope in the early days of fenestration surgery, and the advantages of the direct attack upon the fixed stapes in the later days. A complex, tortured, but generous and intelligent personality, Dr. Lempert is remembered with deep affection by countless hundreds of students and thousands of patients.

Among the most eminent of Dr. Lempert's pupils were Sir Terence Cawthorne and Dr. Gunnar Holmgren of Sweden. Dr. Holmgren, rightly regarded as the "father" of modern otosclerosis surgery, had tried in vain to find a technique that would consistently result in a lasting hearing gain in patients with otosclerosis. When he learned of Dr. Lempert's work he hastened to New York at the very first opportunity following the war. Sir Terence, too, came to New York and returned to England to be one of the first to use Dr. Lempert's technique. A close and lasting friendship sprang up between Dr. Lempert and Sir Terence, while a friendship based on admiration and respect developed between Dr. Lempert and Dr. Holmgren. Many, many stories can, and some day will be told of Dr. Julius Lempert, an amazing personality, the like of which will not be seen again.

At the time of my residency, and for some years to follow, the leaders in otology were nearly all from Boston, New York, Philadelphia, and Baltimore. There was a confident belief that no idea

really worthwhile would ever come from west of the Hudson River. The appointment of Dr. Harold Schuknecht as Professor of Otolaryngology at Harvard Medical School and Chief at the Massachusetts Eye and Ear Infirmary signaled the dawn of a new day in otology when contributions of equal value came from every section of our country.

John E. Bordley, President, 1971

The most lasting memory of my presidential year is reflected in my presidential address. In it, I attempted to describe a number of problems causing me continuing concern, involving the training, research, and teaching, not just in otology, but in the broad field of otolaryngology.

Along with the reorganization and strengthening of the otolaryngology training programs following World War II, there truly had been a renaissance within the specialty. This was evidenced by (1) the increased number of well supported otolaryngology divisions and departments in the medical schools and (2) the fact that the American Board of Otolaryngology had experienced increased demand for its examinations for certification, from a low of 15 applicants in 1955 to more than 200 applicants in 1971. By the late 1950s and early 1960s, the American Board of Otolaryngology, with support from the National Institutes of Health, had carried out various surveys to learn the needs in research and teaching. One survey included all ongoing training programs to determine the number of independent otolaryngology departments in the medical schools. In addition, we had convened meetings with the Deans and Chiefs of Surgery of all institutions not giving departmental status to otolaryngology programs. We were trying to find out what was needed in those institutions for the development of departmental status for otolaryngology. At that time (1971), the American Council of Otolaryngology was finishing a national study of the manpower resources and needs of the country for otolaryngology and, using these results, attempting to project the needs for the year 1980. However, in spite of all these positive changes and the continuing excellent financial support for the programs for young teachers and young researchers from the National Institutes of Health, an ongoing debate, concerning how well equipped otolaryngologists were in plastic and maxillofacial surgery, in the management of allergic problems, and in head and neck surgery, continued. This had convinced me that the next step should be to develop in the training programs a common curriculum that would be sufficient for excellent training of otolaryngologists not associ-

ated with medical centers or who did not wish to practice in large urban centers. Such a program would make it possible for those interested in advanced work in otology, rhinology, head and neck surgery, or immunology to spend additional time as advanced residents. Following this, they would be eligible to be examined for advanced certification by our Board in the particular areas chosen. I had brought this up before the American Board of Otolaryngology and had mentioned it about 5 years before in a speech I had given as the Triological Society President. The address to the Otological Society, I had hoped would be the final explanation of what I felt we needed.

*Walter P. Work, President, 1972*

Having spent the very cold winter of 1972 in Ann Arbor, Mrs. Work and I were happy to attend the annual meeting of the American Otological Society in Palm Beach, Florida. The weather was warm and spring-like.

The meeting was well attended by the members of the Society and numerous guests. Fourteen scientific papers were presented covering clinical, didactic, and research topics. In addition to the scheduled formal discussions, much free discussion from the audience served to greatly enliven the scientific sessions. All of this is available in the *Transactions* for that year.

One of my recurring thoughts concerns the *Transactions* and their inestimable value. The officers of the Society are to be congratulated for their wisdom and foresight in continuing publication of the *Transactions*, in spite of rising costs and other problems. If you and I as members of the Society were isolated on another planet for 50 years, on our return we would be happy to review the *Transactions* to be updated on the progress of otology and neurotology. The printed word still provides an unparalleled source of reference in our constantly changing world.

*Wesley H. Bradley, President, 1974*

My year as President of the American Otological Society was somewhat different in that it involved more than 1 year. My predecessor in 1973, Dr. Ben Senturia, suffered a severe heart attack about halfway through his term of office, and was unable to fulfill his duties as President. Fortunately, he eventually did make a good recovery and was able to participate in affairs of the Society in subsequent years but, unfortunately for him, he was not

able to be involved with the 1973 meeting, which was held in his home city of St. Louis. Ben was a very organized individual and he had both the scientific program and the social program well planned before his incapacity. With all Ben's preparation it was a memorable meeting in both areas. Of the many memories, two stand out for me. First, the presentation of the Award of Merit to Dr. Moses Lurie was special. Dr. Lurie was one of the individuals I remember best from the earliest meetings I attended of the Otological Society. He was one of the most senior members, he never missed a meeting, he was always in the front row, he usually participated in discussions and had something worthwhile to contribute, and he was always approachable and friendly with the younger members. Dr. Lurie was serving as Guest of Honor of the Society for the 1973 meeting and was relaxed and enjoying the banquet when the announcement of his selection as the Award of Merit recipient was made. This was only the second time one individual had received both of these honors in the same year, and he was so emotionally overcome that he was barely able to stand and respond. It was a very meaningful experience to make the presentation to him on behalf of the Society.

The second memory concerns the final segment of the scientific program, where the last five papers involved the subject "stimulation of the auditory nerve and development of an auditory prosthesis"—what developed into, in today's terminology, the cochlear implant. There was great interest in these presentations and even though the Otological Society meeting was the final meeting of the week, the majority of the audience remained to hear these papers and to participate in the discussion. As presiding officer, it was a challenge to give everyone who wanted to participate in the discussion an opportunity and still get the session concluded. People were literally running from the meeting room in departing from the discussion to catch taxicabs to the airport. The scientific program had come to an exciting climax and, for the relatively small group left in the audience, the official transfer of the gavel to the new president was a quick and simple procedure.

After all the unexpected events of the preceding year, my own presidential year (1974) seemed by comparison relatively uneventful. The Society was returning to The Breakers in Palm Beach for the beginning of a long succession of meetings on alternate years in that beautiful site. Since, as Secretary, I had been involved in arranging the initial meeting at The Breakers 2 years earlier, it felt very comfort-

able to be coming back to a familiar location for the meeting in 1974. Surprisingly, I do not recall as many specific details of that meeting as I do of the meeting in St. Louis a year earlier. The scientific program went smoothly and people seemed to be enjoying themselves. Perhaps it was the attractions of the sunshine, the pool and the beach, good tee-off times at the golf course, and adequate tennis courts in that pleasant location. One memory that remains very clear occurred at the Presidents' dinner. I had made a special effort to have as many as feasible of the living past-presidents of the Society present. There were 14 such individuals at the time of the annual meeting and 11 of them were able to attend. The other three had sent their regards but, because of health reasons, found it impossible to be present. It was very impressive to see these individuals, who had provided sound leadership to the Society during the previous 2 decades, stand and acknowledge a well-deserved recognition of their efforts.

The opportunity to serve the Society as President was a great privilege and I shall always be thankful to the members and to my wife and family for their support and understanding.

*Victor Goodhill, President, 1976*

It was my privilege to preside at the 109th Annual Meeting of the American Otological Society, Inc. In my presidential address I pointed out that in 1876, (100 years previously) there was a joint meeting of the American Otological Society with the International Otology Congress in New York City. This meeting in 1876 was during the year of the centennial in celebration of the United States of America. During the official centennial celebration, which was held in Philadelphia, one of the prize winning exhibits was the famous exhibit of Professor Adam Politzer, which had been shipped over from Vienna for the occasion. Dr. Sylvan Stool described this exhibit at the 1975 Eastern Section Meeting of the Triological Society, and he kindly made available to me a set of his slides, which I then showed to the audience.

My Guest of Honor, the late Dr. Ben Senturia of St. Louis, made an important contribution to our program by discussing the crucial and urgent need for increased otologic research funds. He pointed out that the National Institutes of Health had significantly diminished support for otologic research. As we move from 1976 to 1991, we are faced with greater cuts in governmental funds for research. At my own university (UCLA), we are functioning reasonably well because of availability of univer-

sity funds and grants from private foundations, including the Victor Goodhill Ear Center, the establishment of which was made possible by a former patient of mine. However, there is real concern regarding the future funding of otologic research.

Another issue that requires study at this time concerns the name of our special field. In many institutions, otolaryngology has now changed its designation to that of "Head and Neck Surgery." As a matter of fact, my academic title at UCLA is Adjunct Professor of Head and Neck Surgery.

I want to make it clear that I am not opposed to this change in designation. I recognize that there are now logistic medical practice problems in some areas that have created the need for such change. In my opinion, these factors will eventually be readjusted so that it will be possible for some members of our specialty to be able to concentrate entirely on otology as a medical and surgical subspecialty. Otolaryngology is a precise subspecialty, and whenever possible, otologists should concentrate on otologic medical problems and otologic surgery. This is how I see the future, that is, the short-range future. No one can see the long-range future.

*Harold F. Schuknecht, President, 1977*

When I was President of the American Otological Society in 1977, the Annual Meeting was held at the Boston Sheraton Hotel on May 7 and 8. On May 9, a freak snowstorm hit Boston, sending many unprepared members and guests scurrying to the local shops in search of wraps to cover their frigid bodies. The next day I awoke to find that a tree of about ten inches in diameter had fallen across the driveway, blocking my exit to the street. Using a carpenter's saw and a lot of elbow grease, the tree was removed and I was able to get into Boston and attend the meeting. Weston, as well as many other suburban communities, lost all electrical power for several days. We were fortunate to have the use of the suite provided for the President at the Boston Sheraton, and used it to great advantage during the remainder of the meeting. Other than the inconvenience of the storm, it was a very successful meeting, and all is well that ends well.

*C. M. Kos, President, 1978*

Due to the passage of time, my recollections of my year as President of the American Otological Society have diminished in both numbers and clarity to a few incidences involving my family and very close friends. The first thought that comes to

my recall was the announcement of my election and the sense of personal pride and joy for my teachers that it stirred within me. The meeting was held at The Breakers Hotel in Palm Beach, and my recollections are those of great happiness, sharing time with so many old friends in that beautiful setting. My family extended their support and encouragement throughout the year, making it one of the high points of my 45 years in the practice of otology. I am now fully retired and trust that those who shared these years with me have been equally as fortunate.

*G. Dekle Taylor, President, 1979*

The Annual Meeting of the Society in 1979 was held on March 31 and April 1 at the Century Plaza Hotel in Los Angeles, California. During the introduction of the new members to the Society, the history of the Seal of the Society was explained to them. The present seal was adopted in 1960 and was originally designed for the Award of Merit medal. The seal portrays the recorder of history and the youth coming to bring knowledge to him to be recorded. The young man carries the light of knowledge. The date of 1868 denotes the year the American Otological Society was founded. It was suggested to the new members that the young man symbolized the bringing of their light of knowledge to the recorder of the otological history of the American Otological Society.

Two distinguished members of the Society were honored, Dr. Hallowell Davis as the Guest of Honor, and Dr. John Bordley, who received the Award of Merit. Dr. Bordley was so completely unaware of this honor that he was attending another dinner about 5 miles away, and had to be summoned and brought quickly to the banquet to accept this high honor.

I recall three parts of the program with special significance. In the first instance, Dr. Victor Goodhill was asked to review the progress of otology during the previous decade, which was the first decade of the second century of the Society's history. This was in keeping with an earlier tradition, which had been discontinued as a result of too lengthy reports. Dr. Goodhill concluded that the otologic progress during the preceding decade showed a "gradual betterment, especially the progressive development of otology for the benefit of mankind."

In the second instance, I felt it was timely to review the history and past accomplishments of the Research Fund of the American Otological Society,

an entity that I believe to be somewhat of a mystery to most of the members. Dr. Wesley Bradley reviewed this from the historical aspect and Dr. Michael Paparella from the scientific accomplishments.

In the third instance, some of the ongoing research in otology by younger individuals was included in the program as an appropriate means of encouraging such research. Dr. Bruce J. Gantz presented some of the work of his group related to bone resorption in chronic otitis media.

I concluded my presidential address with a quotation by Rabbi Heschel from the book by Ruth Goodhill entitled *The Wisdom of Heschel*:

Animals are content when their needs are satisfied: man insists not only on being satisfied, but also on being able to satisfy, on being a need.... Personal needs come and go, but one anxiety remains: Am I needed? There is no man who has not been moved by this anxiety.

In our profession we are most fortunate in that we know we are needed. Let us ever strive to enhance the science and art of medicine, so that we can better meet the needs of our fellow man.

*Eugene L. Derlacki, President, 1980*

The Presidency of the American Otological Society developed into the most rewarding year of my otological career. Most remarkable was the dedicated teamwork of the 1980 Council members in developing a balanced research/clinical program from the oversupply of excellent presentations submitted to us for review and selection.

Most past-presidents, as well as members of the Society who have faithfully attended the business meetings, remember them as fairly uneventful, sometimes so cut and dried as to be boring. However, the 1980 business sessions were enlivened by the issue of a proposed name change of our parent specialty to "Head and Neck Medicine and Surgery Specialist." This resulted in lively and lengthy discussions of measures that would most effectively express the strong feelings and desires of the Society for retaining the historic designation "Otolaryngology" in any name change. To this end the membership moved the formation of a committee to accomplish the above mentioned expression of the Society's position. Interestingly, the committee never had to act since the American Board of Otolaryngology failed to achieve their desired name

change from the American Board of Medical Specialties after three unsuccessful voting sessions.

Two presentations by Victor Goodhill were highlights of the Annual Meeting. The first was his thoughtful and provocative address as the Guest of Honor in which Victor shared his thoughts concerning the "strengthening (of) the constantly evolving role of the otologist (not the audiologist) as the primary responsible professional for hearing problems, tinnitus, and vertigo." The second of Victor's highlights was the clever and sentimental introduction of his "dear and close friend," Ben Senturia, as the 1980 Award of Merit honoree of the American Otological Society.

*Richard J. Bellucci, President, 1981*

From the beginning of my career, under the guidance of Dr. Marvin Jones, I hoped one day I would become a member of the American Otological Society. Dr. Jones impressed on me the value of attending the meetings of the Society, not only because of the excellent scientific programs, but also for the friendships that were kindled. My wife, who is also a physician, attended most of the meetings with me. She would often volunteer to help at the registration desk with other wives of members and in the process developed warm friendships with many of them. Later my daughter, who has since also become a physician, participated in the same way.

All this leads to a point I wish to make. I was unusually fortunate to have been elected President of this prestigious Society in 1981. It is my belief that scientific credentials are most important in the nomination of a presidential candidate, but family and their support also play a role. The selection of a candidate for President in my opinion is partly a family affair, and I believe my family was a significant influence in this respect, and I acknowledge their contribution with appreciation.

The presidency itself was the greatest honor of my scientific career. The election at first was humbling, but later I realized a new vigor because of the imposed responsibility and the obligation to live up to the standards of the Society.

The meeting that year was to take place in Vancouver, British Columbia. Preparing for a first-class meeting was frightening enough, but having the meeting so far from home added much more anxiety to the event. With the help of the very capable Secretary, Dr. Cary Moon, who always qu-

ietly did his work with few verbal comments, the program developed smoothly. He mentioned more than once, the number of papers on the program, but it was not until the last paper was completed at the meeting that he whispered quietly under his breath, "I never thought you could finish on time."

As we relaxed with some of our close friends at the conclusion of the meeting we realized how fortunate we had been to enjoy the gracious Canadian hospitality in one of the most beautiful regions of the world. Friendships developed in this Society are long lasting, and to this day, my family and I look forward to the Annual Meetings with anticipation and pleasure.

*J. Brown Farrior, President, 1982*

As President of the American Otological Society in 1982, I was very grateful for the help of the other officers and the rest of the members of the Council. Dr. Cary Moon, the Secretary-Treasurer, was particularly helpful, and we were in touch many times throughout the year in organizing the program.

I was honored to have Dr. George Shambaugh, a long-time friend and esteemed colleague, as Guest of Honor. Dr. Shambaugh pioneered the use of the operative microscope in this country and actually started using the microscope routinely in 1940, many years before the microscope was adopted in this country. His superb textbook, *Surgery of the Ear* has been an invaluable resource for otologists and otolaryngologists during the last 3 decades.

One of my goals as President was to expand the number of Honorary Members of the Society. I was pleased that my recommendations to the Council were approved and accepted by the membership and that these deserving individuals from other parts of the world have now all been elected to Honorary Membership.

Another accomplishment was the acceptance of my recommendation that the title of Vice-President be changed to President-Elect. This allows the individual occupying this office to proceed immediately with the organization of the program, for it is a task that can require more than a year to accomplish. I tried to provide a varied and well-balanced program and felt this was accomplished as demonstrated by the detailed paper by Dr. George Nager on the variable anatomy of the facial nerve in the congenital ear.

In my presidential remarks, I tried to stress a variable approach in ear surgery, rather than the century-old steps that were mandated by the teaching of that time. The point made was that the selection of the incision should be dependent upon the pathologic indications and the location of the disease.

During that year there were many discussions within the Council regarding the possibility of a subspecialty certifying board in otology. I was pleased that this was continued by my successor, Dr. Jack Hough, and that eventually a task force was established to further explore this possibility.

It was a great privilege to serve as President of the American Otological Society, and being the recipient of the 1981 Award of Merit will always be my most treasured honor.

*Jack V. Hough, President, 1983*

With these words, I opened the 116th Annual Meeting and expressed a little of my respect and awe for this great Society: "I remember well how surprised I was when I was elected to this Society a number of years ago. I was so young and naive, but not too naive to know that in this membership I would be privileged to be among the greatest otologic scientists in the world, and that membership in the American Otological Society was recognized as the capstone of professional identification."

The details of the program, the arrangements of the site and facilities, the orchestration of the mail-outs, announcements, and on-site registrations had been carefully mothered by outgoing and long-time Secretary, Dr. Cary Moon. Then, just a few days before the meeting, torrential rain and flooding in the New Orleans area almost washed the meeting out. Some members cancelled, but a surprisingly good number were able to attend. All the planning was then implemented with the detailed efficiency of the new Secretary-Treasurer, Dr. Thane Cody.

The entire year was far more a pleasure than a chore, thanks to a wise and "willing-to-work" Council. Some of the important issues we confronted, and perhaps shaped or emphasized for the future were: (1) re-thinking the requirements for membership in the American Otological Society; (2) the Society's relationship to the younger, but very vigorous, American Neurotological Society; (3) the setting of standards for, and recognition of otologic and neurotologic fellowships; (4) the recognition of added credentials in otology as a subspecialty of otolaryn-

gology; (5) the need for the use of the substantial research funds of the American Otological Society to fund grants in a much wider otologic area than present (e.g., otosclerosis).

The scientific program opened with the presidential address for which the theme was, "A Public Charge to the Newly-Elected Members." They were reminded of the great heritage of the Society and the opportunity for them to generate new thoughts, find new truths, and create new techniques. The charge was then delivered as: "Now, Let the World HEAR From YOU!" The scientific program was the first to confine the papers to 10-minute presentations. The program chosen by the Council was truly representative of the enormous purposes of the American Otological Society to enhance and perform useful basic research, clinical research, and applied research. The program began with a section on new thoughts and unusual, interesting clinical problems. The second session was a blend of clinical and applied research, highlighted by a presentation of extensive experience, new techniques, and unexpected findings.

A major section of the program was directed to electrical stimulation of the cochlea. It has long been recognized that this neurosensory organ, from its end organ to the cerebral cortex, represents an electrochemical system that might uniquely be stimulated from without by electrical energy. An in-depth study including potential clinical application of this technique was presented by teams of scientists who discussed the exciting hopes, yet possible pitfalls of the cochlear implant. This was probably the year of "true unveiling" of this major dimension of otology.

Finally, the program concluded with a section on basic scientific investigation (anatomic, histologic, neurophysiologic) and the practical application of basic knowledge through the clinical experience of seasoned and widely experienced otologists and other scientists. Some mini-panels on "How I Do It and Why" enlivened this section of the program.

Perhaps the most pleasant experience for me, during the year of 1983 and during the Annual Meeting, was choosing and introducing the Guest of Honor, Dr. Wesley H. Bradley. This colleague and long-time good friend is a rare combination of talents and character, embodied with a dynamic self-giving soul, who has blessed our profession and this Society for many years. Likewise, during the gala banquet it was my privilege to present the Society's greatest scientific honor, the Award of

Merit, to Dr. Victor Goodhill. The long pageantry of contributions, the illustrious teaching career, the service to his patients, and his role as a preeminent leader in our field made him an obvious choice. Each of these individuals has in his own way been a role model for me. A final high point for me was the opportunity to participate in the induction of one of the world's most renowned otologists, Dr. Michel Portmann, into the Society with the rarely given designation of Honorary Member. On this high point, it was with a great sense of gratification that I was able to turn the gavel over to the newly elected president, Dr. Cary Moon.

*Cary N. Moon Jr., President, 1984*

I feel privileged and honored to have served The American Otological Society as council member, assistant Secretary-Treasurer, 1977; Secretary-Treasurer, 1978 to 1982; Vice-President, 1983; and President, 1984. Dr. Dekle Taylor was Secretary-Treasurer when I became assistant to the Secretary-Treasurer, and he was extremely helpful in preparing me for the position.

The wives of the society officers and council served at the registration desk during the 3 days of the annual meeting along with the office secretary of the Secretary-Treasurer. They would greet and register arriving members and non-members the day before the meeting and then take turns at the desk for the 2-day meeting. The registration desk served the very important function of member registration as well as a focal point meeting place for the membership as well as non-member guests. It served as an opportune time for the wives of the council members to become acquainted with the membership and their wives. In my opinion, it was regretful when this system was replaced by a professional registration company.

My year as President, 1984, the meeting was held at The Breakers. My long-time friend and teacher, Brown Farrior, was my Guest of Honor. The scientific program featured his remarks entitled "The Direct Approach in Tympanomastoid and Skull Base Surgery." It was gratifying that three papers by members of the Department of Otolaryngology—Head and Neck Surgery at the University of Virginia Hospital were on the program.

A special feature of the 1984 Annual Meeting was re-establishment of the tradition of presenting a medal to the Award of Merit recipient. The medal had been designed when the Award of Merit was established and was awarded from 1949 through

1966. Because of a technical problem, the medal was omitted as part of the award from 1967 through 1983. The Council at that time decided this should be corrected, and so new medals were prepared and presented to the previous award recipients from the period of the 17-year hiatus. It was a pleasure, as President, to make these presentations and to re-establish the tradition by including the medal when the 1984 recipient, Dr. Harold F. Schuknecht, was identified.

I was particularly pleased that my wife Mary and five of our six children and their wives and husbands were present at The Breakers. They attended the banquet with Mary and me. Mary said that I introduced the children and their wives and husbands but forgot to introduce her! My only excuse could be that she needed no introduction, having spent many hours at the registration desk, for so many years.

*Brian F. McCabe, President, 1986*

When I was elected, I thought long and hard about what I could do to further the Society. I thought it important to implement the recommendations of the Sooy task force appointed by President Hough by appointing a Board of Review to address and develop criteria in three specific areas: (1) for fellowships in otology-neurotology; (2) for residency training programs for use of the Residency Review Committee in Otolaryngology; and (3) for membership in the American Otological Society. The Board of Review has provided guidelines for some of these areas and is continuing to work toward recommendations for the others.

The most singular thing that holds my memory of my year was the introduction of new members at the beginning of the first business meeting. There were only three. At the 1986 meeting we gave the traditional moment of silence for those who had died during the past year, who numbered four. (During the year prior to the 1987 meeting seven members died.) I pointed this out to the members. If this were to continue, our Society would slowly die.

It seemed to me at that moment that the fault was "not in our stars, but in ourselves" as Shakespeare wrote. I adjured the membership at that point to seek out and propose new people who could qualify. These need not be internationally known figures, but they should have a track record in otology and show great promise. There are, for example, at least 100 now with formal fellowships

in otology-neurotology, and likely half of them could qualify for proposal. The point was made also that some members think there is a constitutional limitation of members in the American Otological Society to 100, but this is not true. It was most gratifying to witness the very next year the induction into the Society of not three or four, but 18 new members.

*Harold G. Tabb, President, 1987*

The 1987 meeting of the American Otological Society was held in the elegant Fairmont Hotel in the crisp climate of Denver, Colorado. As President I had the privilege of honoring my former mentor James W. McLaurin and my friend Robert Seyfarth who presented his interpretation on how monkeys hear and communicate with vocalizations.

The American Otological Society banquet was held at the Cherry Hills Country Club (thanks to Betty and Bill Wilson). New members were presented and Jack Hough received the Award of Merit. I was happy to see 18 new members admitted to the Society. This was attributable mainly to encouragement and stimulation by Brian McCabe in the previous year.

Our meeting was highly successful and I was honored and pleased to serve as President. This was a high point in my otologic career.

*Richard Gacek, President, 1988*

I have reminisced regarding the Annual Meeting of the Society in 1981. I have continued to return to the theme of the presidential address.

In my presidential address at the 121st Meeting of the American Otological Society I recognized the importance of teaching in medicine. Specifically, I would like to illustrate this by paying tribute to the two teachers who most influenced my professional career: Grant L. Rasmussen, Ph.D., and Harold F. Schuknecht, M.D. At our Annual Meeting in 1988, Dr. Grant Rasmussen was awarded a presidential citation and Dr. Harold Schuknecht had been honored by the Society as Guest of Honor in 1981. I am eternally grateful to these two outstanding teachers for not only arousing my initial interest in otolaryngology, but also nurturing this interest and helping to shape my career.

These two men were vastly different in their personal attributes. Grant Rasmussen, the neuroanatomist, was an extremely quiet man, almost shy. He had difficulty in expressing his thoughts and

emotions and was very apolitical. As a lecturer in neuroanatomy at the University of Buffalo Medical School, where I first met Grant Rasmussen, he was not known as an effective or dynamic teacher. However, it was my good fortune to become attracted to the nervous system and to work with him as a research assistant during my sophomore, junior, and senior years in medical school. At that time a compulsory requirement for the M.D. degree at the University of Buffalo was the submission of an acceptable research thesis. My thesis described the fiber composition of the auditory and vestibular nerves in the guinea pig, cat, and monkey. Execution of this project was time-consuming and meticulous; synthesis of the data and conclusions into scientific form was even more arduous under Grant Rasmussen. Our months of elective time in medical school were spent in his laboratory at the National Institutes of Health (NIH) after he left Buffalo in my junior year. After a general internship year following graduation, I spent three and a half years as a full-time research associate at the National Institutes of Health with Grant L. Rasmussen. I realized then the quiet, effective, and loyal guidance that he provided in developing my research career in neurobiology. Grant Rasmussen's effectiveness as a research advisor at the University of Buffalo was demonstrated by the fact that four of his students were awarded the coveted Baccelli Research Award given for outstanding research during medical school. At that time, it was the largest number of Baccelli awards to a single faculty's member research students.

During my research career at the NIH, I first met Harold Schuknecht on one of his visits as a member of a study section review team. The specific occasion for our meeting was his visit to Grant Rasmussen's laboratory to learn how to transect the olivocochlear bundle. Prior to this meeting my plans were to embark on a career in neurosurgery. Somehow the influence of Harold Schuknecht changed my mind, and it was there at NIH that I decided that otolaryngology was for me. My residency training in otolaryngology at Henry Ford Hospital and then at the Massachusetts Eye and Ear Infirmary coincided with Harold Schuknecht's career at those institutions. Harold Schuknecht was a much different personality than Grant Rasmussen. He was much the extrovert, outspoken, very articulate in expressing his thoughts and his opinions. He was an extremely stimulating and lucid lecturer and an active participant in discussions at scientific gatherings. His outgoing personality and affinity for social interaction are well known to all his colleagues. Like Grant Rasmussen, he also was apolitical,

perhaps a feature of those who have a consuming desire for research. He was a strict disciplinarian and in his younger days had been known to be extremely outspoken in this regard.

These two giants in otologic research with vastly different personalities and teaching approaches, had in common several features of a successful teacher.

1. They were totally dedicated to their purpose, which was the acquisition of new knowledge and the transmission of that knowledge to other students and colleagues.

2. Their mastery of a field was evident to all who were in contact with them and they continued to expand this mastery with new knowledge acquired through research activities.

3. Their attention to detail and thoroughness was characteristic of their research and/or clinical activity.

4. They were creative thinkers and researchers who utilized a scientific approach to a question. In this regard they were also totally honest and self-critical of their own research findings.

5. They were open and generous, sharing their published and unpublished research data with other colleagues as well as students. This included crediting other investigators whose priority to an observation might be contained in an obscure publication. Both these individuals exhaustively researched the literature in referencing a finding in order to give proper credit. How different from the current attitude in our literature when often only recent and selected literature are quoted in published articles overlooking previous documentation of an observation.

The teaching qualities possessed by these two great scientists have convinced me that effective teaching can be accomplished no matter what the personality traits of an individual are, as long as they have a mastery of a subject, total dedication to a field, and a meticulous logical approach to the acquisition of new knowledge. These are traits that have been recognized by teachers as far back as Aristotle and are as true today as they were then. It would be beneficial to our specialty were the teachers of today to emulate these characteristics so that our future generations of otolaryngologists may continue to keep our specialty alive and vibrant.

*D. Thane Cody, President, 1989*

Membership in the American Otological Society has been not only a privilege, but one of the most pleasant and rewarding experiences of my medical career. To have served as an officer of the Society is truly a wonderful honor.

The Annual Meeting is very special in that it usually is held in a setting that is attractive to spouses, and having half-day meetings allows for reunions with old friends. I hope that the meeting format will not be changed.

I have many fond memories of the annual meeting both from an attendance point of view and from participation in the excellent scientific programs. However, one memory was not so pleasant. I had looked forward with great anticipation to being inducted into the Society in 1969. The meeting was in New Orleans and the evening before the induction I ate two dozen raw oysters. During the night I developed a violent gastrointestinal upset; and it was impossible for me to attend the meeting or the banquet, which was a great disappointment. Bill Williams, my sponsor, delivered the certificate to me in the hotel room and Joe Goldman offered to take my wife to the President's reception and banquet. It was quite a beginning!

In 1981, I spent a most enjoyable year as Assistant Secretary-Treasurer. Cary Moon was the Secretary-Treasurer and I could not have had a kinder and more learned tutor.

Far too many noteworthy events occurred between 1982 and 1987, while I was privileged to be Secretary-Treasurer, to mention here. It was a special pleasure to have the opportunity to work with five outstanding Presidents: Jack Hough, Brian McCabe, Cary Moon, Frank Sooy, and Harold Tabb.

During the year of my presidency the Council made a number of important decisions and I shall mention two. A committee to be Chaired by Wesley H. Bradley and consisting of the most recent five Secretary-Treasurers was established to update the history of the American Otological Society, Inc. for the 125th anniversary in 1993. Also a decision was made to hold a 2-day winter Council meeting in 1990 to address a host of issues including requirements for added qualifications in otology/neurotology, requirements for accreditation of graduate fellowship program in otology/neurotology, the

relationship between the Council and the Board of Trustees of the Research Fund, and the future financial integrity of the Society.

I was fortunate that the Annual Meeting during my presidency was held at the Fairmont Hotel in San Francisco. One would be hard pressed to find a better site. The attendance was excellent and the scientific program superb. I was especially pleased to be able to pay tribute to a number of people. During the scientific program I had the opportunity to honor three individuals who are not only close friends, but who also have had a significant influence on the development of my career in otology. Eugene L. Derlacki was my Guest of Honor, and I presented presidential citations to Wesley H. Bradley and Clair M. Kos. At the President's banquet I had the pleasure of recognizing Geraldine Dietz Fox for her important contribution to the establishment of the National Institute on Deafness and Other Communication Disorders, and Aram Glorig for his many contributions to otology.

*H. A. Ted Bailey Jr., President, 1990*

The 123rd meeting of the American Otological Society was held at The Breakers Hotel in Palm Beach, Florida, on April 28 and 29, 1990. The Guest of Honor was the "Father of Neurotology," Dr. William F. House of Los Angeles, who spoke to the Society on "Hearing Health Care: Where Do We Go From Here?" Also honored with a presidential citation was Dr. Harold G. Tabb, a past-president of the Society from New Orleans, who has made many contributions in the field of otology.

Prior to the scientific meeting the Society presented new lapel pins of the American Otological Society Great Seal, as a gift to those members in attendance. The pin was done in black with elevated gold lettering.

The scientific program reflected the trend in new treatment and research in inner ear disorders as exemplified by many of the 27 papers selected by the Council for presentation. Findings in inner ear pathologies were reported in several papers on clinical diagnosis and treatment, basic science and animal research, along with a number of papers demonstrating progressive development in cochlear implants. This emphasis on the inner ear certainly represents a change that I have witnessed over the years of my membership in the Society. When I became a member in 1969, and during the ensuing 20 years, papers presented were devoted to a great extent to diagnosis and management of middle ear disease; great

progress has been made in this area during this period of time. Today, the potential for better understanding in the diagnosis and treatment of inner ear disease presents an exciting frontier and a worthy challenge for the future.

On the social side, at the suggestion of past-president, Dr. Brown Farrior of Tampa, the Council held what portends to be the first of an annual affair, and that was a cocktail reception hosted by the Council for the Society's past-presidents. This was held prior to the annual Council dinner. Seventeen past-presidents and their guests along with Council members and their guests, were in attendance. It was obvious that all of those present greatly enjoyed the opportunity for this short period of fellowship.

At the conclusion of the scientific program, I asked Dr. Howard P. House of Los Angeles, to assist me in turning over the gavel to his brother, Dr. William F. House, as incoming president. Drs. Howard and William House hold the distinction of being the only brothers to be honored with the "Triple Crowns" of the American Otological Society, that is, being the recipient of the Award of Merit, being chosen as the Guest of Honor, and being elected to the presidency of the Society. Howard and I placed the torch of the presidency in extremely capable hands.

Finally, I want to express my appreciation for the excellent, efficient, and dedicated performance of the Society Secretary, Dr. Robert I. Kohut, and to his efficient and always pleasant secretary, Ms. Ruth Parks, who was also helpful to me in so many ways.


*William F. House, President, 1991*

Being President of the American Otological Society is one of the highest honors that an American otologist can receive. For me, my year as President was a dream come true. When we arrived at the Wiakoloa Hotel on the Big Island of Hawaii, my wife and I were ushered to our room via a 10-minute boat ride overlooking the beautiful lagoon. The view from our room over the palm trees swaying in the Hawaiian tradewinds will always remain in our memories.

At the Council meeting the next day, we discussed many important issues, but one of the most important was the accreditation of fellowship training in otology. I remember discussing with Max Abramson, the new Secretary-Treasurer designate, my concern that the fellowships not be dominated

by and assimilated completely into the academic setting. Much of the progress in current otology, starting with Lempert, has come from the private practice sector.

That evening we all gathered for the traditional Council dinner. We noticed Max Abramson was not present, and a call to his room failed to locate him. The dinner was elegant and many good stories and reminiscences were exchanged. We were back in our room by 10 o'clock, and it seemed I had just gone to sleep when the phone rang. Bob Kohut, with obvious emotion in his voice, then told me the tragic news that Max had been bike riding in the afternoon and had been struck by a car and was dead. The shock of that moment will always remain with me. We discussed possible plans and finally decided that with appropriate recognition and tribute to Max, the meeting should go on as planned. Life has to go on, and we felt Max would want this to be. I felt that the meeting the next day went well in spite of the sense of sadness that we all felt. At the conclusion of the meeting I was pleased to turn the gavel over to one of my dearest friends, Mike Glasscock.



Maxwell Abramson, M.D.  
1935-1991

Max Abramson was a member of the Council in 1991 and was an officer-designate of the Society for 1992. He was killed in Hawaii in a bicycling accident during a break in the Council meeting just prior to the opening of the 124th Annual Meeting. His death and the shock associated with it cast a great sadness over that meeting, as noted by President House in his preceding reminiscences.

*Michael E. Glasscock III, President, 1992*

During my year as President, I had two major goals. One was to present an informative and interesting program, and the second was to set forth some guidelines for membership. The program emphasized a great deal of discussion by the presenters, and each paper was set forth in a panel discussion that was open to the audience. Everything went well on the first day, but on the second day there were a number of audio-visual "snafus" that almost wrecked the program. At one point, we were running 1 hour and 15 minutes late. I remember John Shea had to start his paper over three times.

The Council did agree to set forth a series of guidelines for applicants that would have an unofficial status. These guidelines will be available to proposers in the future.

All in all, I felt the year was successful.

*Mansfield F. W. Smith, President, 1993*

Spectacular technological advances have occurred over the past 25 years that have yielded major improvements in otologic surgery. Computed tomography, magnetic resonance imaging, interventional radiology, lasers, and intraoperative patient neurophysiologic monitoring all now contribute to the reliability of diagnosis and precision at surgery. There have also been remarkable improvements in microsurgical instrumentation. The result of such changes has been a marked refinement in neurologic surgery of the ear and skull base, maximizing surgical correction of the problem, while better protecting adjacent normal neural and vascular structures. Increased cooperation among otologists, neurosurgeons, neuroradiologists, anesthesiologists, and neurophysiologists now occurs routinely and has greatly enhanced the feasibility and reliability of these neuro-otologic procedures.

I have attended every meeting of the American Otological Society since the early 1960s. I became a member of the Society in 1973 and Editor-Librarian in 1986. I am honored to be the American Otological Society President for 1992-93. Participating in the remarkable developments in our specialty over the past 25 years has been humbling, thrilling, and fun.


Informal Pictures of Some of the Society Members  
at Meetings during the Past Twenty-Five Years

As mentioned in the Foreword, it was hoped that many informal photographs of the members would be available for use in this edition. Certainly, at most previous meetings and banquets the photographers have been in evidence. However, when a request for such materials was made through the Secretary's newsletter, the response was nil except for Jim Pappas. Dr. Pappas kindly made available his collection of such pictures from the past 10 to 15 years; I thank him for his kindness. We are sorry that everyone is not included. For those who did not make it this time, try to sit near Jim (or his successor) at future meetings—that looks like the best bet.

(Editor's Note)



Ralph Caparosa




John House, Howard House




Beverly Armstrong



Robert Jahrsdoerfer




Eugene Derlacki, William House



Claude Cody





Mansfield Smith




Robert Kohut, Ted Bailey Jr.



Fritz Zöllner



Horst Wüllstein



Clair Kos




Gregory Matz




Edward Maddox



Jack Pulec



Sam Kinney




Michael Glasscock




George Shambaugh Jr., John Shea Jr.







William Saunders




Harold Schuknecht



James Sheehy




David Lim, Robert Kimura, Steven Juhn




Fred Linthicum




James Pappas, Dennis Pappas



Ryan Chandler



Harold Tabb, Richard Gacek




Dekle Taylor




Wesley Bradley, Jack Hough




Derald Brackmann



Thomas McDonald, Thane Cody




Francis Catlin



Jay Farrow, Brown Farrow, Roger Wehrs




Cary Moon




Bobby Alford




Francis Sooy




John Bordley



Gordon Smyth, David Austin



Gordon Hughes



Joseph Goldman

AWARD OF MERIT RECIPIENTS 1949-1992

1949	George M. Coates, M.D.	1974	George E. Shambaugh Jr, M.D.
1951	Barry J. Anson, Ph.D., and Theodore H. Bast, Ph.D.	1975	Catherine A. Smith, Ph.D.
1952	Edmund P. Fowler, M.D.	1976	Harry Rosenwasser, M.D.
1953	Julius Lempert, M.D.	1977	Frank D. Lathrop, M.D.
1954	Stacy R. Guild, Ph.D.	1978	Juergen Tonndorf, M.D.
1957	Georg von Békèsy, Ph.D.	1979	John E. Bordley, M.D.
1959	E. Glen Wever, Ph. D.	1980	Ben H. Senturia, M.D.
1960	Hallowell Davis, M.D.	1981	J. Brown Farrior, M.D.
1961	John R. Lindsay, M.D.	1982	William F. House, M.D.
1962	William J. McNally, M.D.	1983	Victor Goodhill, M.D.
1965	Anderson C. Hilding, M.D.	1984	Harold F. Schuknecht, M.D.
1966	Gordon D. Hoople, M.D.	1985	Wesley H. Bradley, M.D.
1967	Merle Lawrence, Ph.D.	1986	John J. Shea Jr, M.D.
1968	Lawrence R. Boies, M.D.	1987	Jack V. Hough, M.D.
1969	Sir Terence Cawthorne	1988	George T. Nager, M.D.
1970	Senator Joseph Sullivan, M.B.	1989	Brian F. McCabe, M.D.
1971	Samuel Rosen, M.D.	1990	Eugene L. Derlacki, M.D.
1972	Howard P. House, M.D.	1991	Richard R. Gacek, M.D.
1973	Moses H. Lurie, M.D.	1992	James L. Sheehy, M.D.

GUESTS OF HONOR 1949-1992

1949	Harris P. Mosher, M.D.	1974	Harry Rosenwasser, M.D.
1950	D. Harold Walker, M.D.	1975	John E. Bordley, M.D.
1951	John Mackenzie Brown, M.D.	1976	Ben H. Senturia, M.D.
1952	Edmund P. Fowler, M.D.	1977	Henry B. Perlman M.D.
1953	H. I. Lillie, M.D.	1978	Howard P. House, M.D.
1956	Stacy R. Guild, Ph.D.	1979	Hallowell Davis, M.D.
1958	Ralph A. Fenton, M.D.	1980	Victor Goodhill, M.D.
1961	Julius Lempert, M.D.	1981	Harold F. Schuknecht, M.D.
1962	Philip Meltzer, M.D.	1982	George E. Shambaugh Jr, M.D.
1963	William J. McNally, M.D.	1983	Wesley H. Bradley, M.D.
1964	Kenneth M. Day, M.D.	1984	J. Brown Farrior, M.D.
1965	Senator Joseph Sullivan, M.B.	1985	Bruce Proctor, M.D.
1966	Dean M. Lierle, M.D.	1986	Merle Lawrence, Ph.D.
1967	Lawrence R. Boies, M.D.	1987	Robert M. Seyfarth, Ph.D.
1968	Sir Terence Cawthorne	1988	G. Dekle Taylor, M.D.
1969	Gordon D. Hoople, M.D.	1989	Eugene L. Derlacki, M.D.
1970	John R. Lindsay, M.D.	1990	William F. House, M.D.
1971	E. Glen Wever, Ph.D.	1991	Michael E. Glasscock III, M.D.
1972	Frank D. Lathrop, M.D.	1992	William E. Hitselberger, M.D.
1973	Moses H. Lurie, M.D.		

MEMBERS OF THE  
AMERICAN OTOLOGICAL SOCIETY, INC.

1992

	<i>Active Members</i>	1979	Cantrell, Robert W., University of Virginia, Dept. of Otolaryngology, Charlottesville, VA 22908
1987	Adkins, Warren Y., Dept. of Otolaryngology, Medical University of South Carolina, Charleston, SC 29403	1975	Catlin, Francis I., 13307 Queensbury Lane, Houston, TX 77079
1988	Adour, Kedar, Kaiser Permanente Medical Center, 280 W. McArthur Blvd., Oakland, CA 94611	1973	Chandler, J. Ryan, 1700 NW 10th Ave., Miami, FL 33136
1982	Alberti, Peter W., 259 Glencairn Ave., Toronto, ON, Canada M5N 1T8	1984	Chole, Richard A., Otology Research Lab, 1159 Surge III, Davis, CA 95616
1970	Alford, Bobby R., 6501 Fannin St., Houston, TX 77030	1976	Clemis, Jack D., 151 North Michigan Ave., Chicago, IL 60601
1987	Althaus, Sean R., 3300 Webster St., No. 500, Oakland, CA 94609	1985	Cohen, Noel L., Dept. of Otolaryngology, NYU Medical Center, 550 First Ave., New York, NY 10016
1985	Applebaum, Edward, 1855 West Taylor St., Chicago, IL 60612	1991	Coker, Newton J., Dept. of Otolaryngology, Baylor College of Medicine, One Baylor Plaza, Houston, TX 77030
1980	Austin, David F., 2860 Channing Way, Idaho Falls, ID 83404	1972	Crabtree, James A., 624 West Duarte Road, Suite 106, Arcadia, CA 91006
1969	Bailey, H.A. Ted Jr., 1200 Medical Towers Building, Little Rock, AR 72205	1975	Dayal, Vijay S., Dept. of Otolaryngology, University of Chicago Medical Center, Chicago, IL 60637
1991	Balkany, Thomas J., Dept. of Otolaryngology, University of Miami School of Medicine, PO Box 016960, Miami, FL 33101	1991	De la Cruz, Antonio, 2100 W. Third St., Los Angeles, CA 90057
1992	Bartels, Loren J., 2504 High Oaks Lane, Lutz, FL 33549	1991	Dickins, John R. E., 1200 Medical Towers Bldg., Little Rock, AR 72205
1983	Black, F. Owen, Director, Neuro-Otologic Res. Sr. Scientist, R.S. Dow-NSI, 1040 NW 22nd Ave. (N010), Portland, OR 97210	1985	Dobie, Robert A., Dept. of Otolaryngology, UTSA, 7703 Floyd Curl Dr., San Antonio, TX 78284
1977	Bluestone, Charles D., 125 DeSoto St. Pittsburgh, PA 15213	1974	Donaldson, James A., Dept. of Otolaryngology, University of Washington RL-30, Seattle, WA 98195
1982	Boles, Roger, 400 Parnassus Ave., San Francisco, CA 94143	1987	Doyle, Patrick J., 4555 Magnolia St., Vancouver, BC, Canada V6J 4B6
1979	Brackmann, Derald E., 2100 West Third St., Los Angeles, CA 90057	1988	Duckert, Larry G., Dept. of Otolaryngology, RL-30, University of Washington, Seattle, WA 98195
1978	Britton, B. Hill, 629 Oak St., Suite 201, Cincinnati, OH 45206	1974	Duvall, Arndt J. III, Dept. of Otolaryngology, University of Minnesota, Minneapolis, MN 55455
1988	Brookhouser, Patrick E., Boystown National Institute of Communicative Disorders in Children, 555 N 30th St., Omaha, NE 68131	1988	Eden, Avrim R., Dept. of Otolaryngology, Box 1189, Mount Sinai Medical Center, Fifth Ave. & 100 St., New York NY 10029
1969	Buckingham, Richard A., 145 South Northwest Highway, Park Ridge, IL 60068	1990	Emmett, John R., 6133 Poplar Pike at Ridgeway, Memphis, TN 38199
1991	Canalis, Rinaldo, Division of Head and Neck Surgery, Harbor-UCLA, 1000 W Carson St., Torrance, CA 90509	1981	Eviatar, Abraham, Dept. of Otolaryngology, Albert Einstein College of Medicine, Bronx, NY 10461

- 1984 Farmer, Joseph C., Division of Otolaryngology, Duke University Medical Center, Durham, NC 27710
- 1990 Farrior, Jay B. III, 509 West Bay St., Tampa, FL 33606
- 1978 Fredrickson, John M., 517 South Euclid, St. Louis, MO 63110
- 1969 Gacek, Richard R., 750 East Adams St., Syracuse, NY 13210
- 1987 Gantz, Bruce J., Dept. of Otolaryngology, University of Iowa, Iowa City, IA 52242
- 1983 Gardner, L. Gale Jr., Suite 602A, 899 Madison Avenue, Memphis, TN 38103
- 1987 Gates, George A., 517 South Euclid, St. Louis, MO 63110
- 1973 Glasscock, Michael E., 1811 State St., Nashville, TN 37203
- 1987 Goin, Donald W., 799 East Hampden Ave., Suite 510, Englewood, CO 80110-2769
- 1989 Goldenberg, Robert A., 111 West First St., Suite 1000, Dayton, OH 45402
- 1990 Goode, Richard L., 121 Griffin Rd., Los Altos, CA 94022
- 1992 Goycoolea, Marcos V., 6400 Barrie Rd., Apt. 1705, Edina, MN 55435
- 1979 Graham, Malcolm D., 27555 Middlebelt, Farmington Hills, MI 48018
- 1991 Gulya, Julianna, Georgetown University Medical Center, 3800 Reservoir Rd., NW, Washington, DC 20007
- 1987 Harker, Lee A., Boystown National Research Hospital, 555 N 30th St., Omaha, NE 68131
- 1987 Harner, Stephen G., Mayo Clinic, 200 First St. SW, Rochester, MN 55905
- 1970 Harris, Irwin, 2080 Century Park East #101, Los Angeles, CA 90067
- 1988 Harris, Jeffery P., University of California Medical Center, 225 Dickinson St., San Diego, CA 92102
- 1973 Harrison, Wiley H., 55 East Washington, Chicago, IL 60602
- 1992 Hart, Cecil W. J., 707 North Fairbanks Crt., Suite 1000, Chicago, IL 60611
- 1984 Hawke, W. Michael, 1849 Yonge St., Suite D, Toronto, ON, Canada M4S 1Y2
- 1992 Hoffman, Ronald A., 1430 Second Ave., New York, NY 10021
- 1984 House, John W., 2100 West Third St., Los Angeles, CA 90057
- 1964 House, William F., Newport Lido Medical Center, Suite 327, 361 Hospital Rd., Newport Beach, CA 92663
- 1987 Hughes, Gordon B., Dept. of Otolaryngology, Cleveland Clinic, Cleveland, OH 44106
- 1992 Jackler, Robert K., University of California-San Francisco, 350 Parnassus Ave., Suite 210, San Francisco, CA 94117
- 1990 Jackson, C. Gary, Otology Group, 1811 State St., Nashville, TN 37203
- 1992 Jahn, Anthony, 185 South Orange Ave., H-586, Newark, NJ 07103
- 1982 Jahrsdoerfer, Robert A., 6431 Fannin St., Houston, TX 77030
- 1987 Jenkins, Herman A., Dept. of Otolaryngology, Baylor College of Medicine, Houston, TX 77030
- 1990 Jung, Timothy K., ENT Div, Loma Linda, 11790 Pecan Way, Loma Linda, CA 92354
- 1988 Kamerer, Donald B., Eye and Ear Hospital, Suite 500, 203 Lothrop St., Pittsburgh, PA 15213
- 1991 Kartush, Jack, Michigan Ear Institute, 27555 Middlebelt Rd., Farmington Hills, MI 48334
- 1992 Katsarkas, Anthanasios, Royal Victoria Hospital, 687 Pine Ave., W Montreal, PQ, Canada H3A
- 1987 Keim, Robert J., 711 Stanton L. Young Blvd., Suite 513, Oklahoma City, OK 73104
- 1981 Kinney, Sam E., 9500 Euclid Ave., Cleveland, OH 44106
- 1976 Kohut, Robert I., Bowman Gray School of Medicine, Dept. of Otolaryngology, Medical Center Blvd., Winston-Salem, NC 27157-1034
- 1991 Konrad, Horst, Southern Illinois University School of Medicine, Division of Otolaryngology, PO Box 19230, Springfield, IL 62794
- 1987 Lindeman, Roger C., 1100 Ninth Ave., Seattle, WA 98101
- 1967 Linthicum, Fred H. Jr., 2100 West Third St., Los Angeles, CA 90057
- 1988 Lippy, William H., 3893 East Market St., Warren, OH 44484
- 1969 Litton, Ward B., 608 35th Ave., Moline, IL 61265
- 1991 Luetje, Charles M., Otologic Center, Inc., Penn-tower Office Center, 3100 Broadway, Suite 509, Kansas City, MO 64111
- 1965 McCabe, Brian F., University of Iowa, Dept. of Otolaryngology, Iowa City, IA 52242
- 1987 McDonald, Thomas J. P., Mayo Clinic, 200 First St., SW, Rochester, MN 55905
- 1970 Maddox, H. Edward, 820, 7777 Southwest Freeway, Houston, TX 77074
- 1987 Mangham, Charles A. Jr., Seattle Ear Clinic, Suite 505, 1600 E. Jefferson St., Seattle, WA 98122
- 1989 Maniglia, Anthony J., University Hospitals of Cleveland, 2074 Abington Rd., Cleveland, OH 44106
- 1985 Mathog, Robert H., 540 East Canfield Ave., Detroit, MI 48201
- 1992 Mattox, Douglas E., 1314 Locust Ave., Ruxton, MD 21204
- 1979 Matz, Gregory J., Dept. of Otolaryngology—Head and Neck Surgery, 2160 South First Ave., Maywood, IL 60153
- 1981 Meyerhoff, William L., University of Texas, Health Science Center, Dallas, TX 75235
- 1987 Miyamoto, Richard T., 702 Barnhill Dr., Indianapolis, IN 46223
- 1975 Montgomery, William, 243 Charles St., Boston, MA 02113
- 1974 Myers, Eugene N., Eye and Ear Institute, Suite 500, 203 Lothrop St., Pittsburgh PA 15213
- 1988 Nadol, Joseph B. Jr., 243 Charles St., Boston, MA 02114
- 1968 Nager, George T., 601 North Broadway, Baltimore, MD 21205
- 1968 Naunton, Ralph F., Director, DCSD-NIDCD EPS-400B, 6120 Executive Blvd., Rockville, MD 20892
- 1987 Nedzelski, Julian M., Dept. of Otolaryngology, Sunnybrook Medical Center, 1075 Bayview Ave., Toronto, ON, Canada M4N 3M5
- 1985 Neely, J. Gail, 5344 Hamlin Crt., St. Louis, MO 63128-3423
- 1968 Paparella, Michael M., 701 25th Ave. South, Minneapolis, MN 55454
- 1985 Pappas, Dennis, 2937 7th Ave. South, Birmingham, AL 35233
- 1983 Pappas, James J., 1200 Medical Towers, Little Rock, AR 72205
- 1982 Parisier, Simon C., 210 East 64th St., New York, NY 10021
- 1986 Parkin, James L., Division of Otolaryngology, University of Utah School of Medicine, Salt Lake City, UT 84132
- 1973 Pennington, Claude L., PO Box 1916, Macon, GA 31202
- 1992 Pensak, Myles L., University of Cincinnati College of Medicine, 231 Bethesda Ave., ML 528, Cincinnati, OH 45267-0528
- 1988 Pillsbury, Harold C., 610 Burnett-Womack Bldg., 229H, University of North Carolina, Chapel Hill, NC 27514
- 1989 Proctor, Leonard R., 2007 Indian Head Rd., Baltimore, MD 21204
- 1969 Pulec, Jack, Room 503, 1245 Wilshire Blvd., Los Angeles, CA 90017
- 1989 Radpour, Shokri, Dept. of Otolaryngology Head and Neck Surgery, Richard L. Roudebush VA Medical Center, 1481 West 10th St., Indianapolis, IN 46202
- 1972 Ritter, Frank N., 2675 Englave Dr., Ann Arbor, MI 48103
- 1992 Roland, Peter S., 5323 Harry Hines Blvd., Dallas, TX 75235-9035
- 1972 Ronis, Max L., 3400 North Broad St., Philadelphia, PA 19140
- 1974 Ruben, Robert, Montefiore Medical Center, 111 East 210th St., (VCA-4), Bronx, NY 10461
- 1967 Ruggles, Richard L., 11201 Shaker Blvd., Cleveland, OH 44104
- 1989 Rybak, Leonard P., 2528 Argonne, Springfield, IL 62704
- 1992 Sasaki, Clarence T., Yale University School of Medicine, Section of Otolaryngology, 333 Cedar St., Box 333, New Haven, CT 06510
- 1960 Sataloff, Joseph, 1721 Pine St., Philadelphia, PA 19103
- 1990 Sataloff, Robert T., 1721 Pine St., Philadelphia, PA 19103
- 1972 Saunders, William H., 456 Clinic Dr., Columbus, OH 43210
- 1983 Schindler, Robert A., A717, 400 Parnassus Ave., San Francisco, CA 94143
- 1990 Schuring, Arnold G., 3893 E. Market St., Warren OH 44484
- 1967 Shea, John J. Jr., Box 17987, Memphis, TN 38119
- 1965 Sheehy, James L., 2100 West Third St., Los Angeles, CA 90057
- 1973 Silverstein, Herbert, Suite A, 1916 Floyd St., Sarasota, FL 33579
- 1973 Simmons, F. Blair, Room R-135, 300 Pasteur Dr., Palo Alto, CA 94025
- 1972 Singleton, George T., University of Florida, JHMHC, Box J-264, Gainesville, FL 32610
- 1973 Smith, Mansfield F. W., 2120 Forest Ave., San Jose, CA 95128

- 1988 Smith, Peter G., Midwest Otologic Group, 621 South New Ballas Rd., St. Louis, MO 63110
- 1973 Snow, James B. Jr., Director, National Institute on Deafness and Communicative Diseases, 9000 Rockville Pike, 31B2C02, Bethesda, MD 20892
- 1979 Spector, Gershon Jerry, 517 South Euclid Ave., St. Louis, MO 63110
- 1972 Ward, Paul H., UCLA School of Medicine, Division of Head and Neck Surgery, Los Angeles, CA 90024
- 1975 Wehrs, Roger E., 6465 South Yale, Tulsa, OK 74136
- 1990 Weider, Dudley J., 38 Rip Rd., Hanover, NH 03755
- 1987 Wiet, Richard J., 950 York Rd., Hinsdale, IL 60521
- 1992 Wilson, David F., 3210 SW Fairmount Blvd., Portland, OR 97201
- 1971 Wolfson, Robert J., 1920 Chestnut St., Philadelphia, PA 19103

*Senior Members*

- 1988 (1960) Armstrong, Beverly W., 1409 E. Blvd., 217, Charlotte, NC 28203
- 1990 (1958) Bellucci, Richard J., 162 East 71st St., New York, NY 10021
- 1985 (1955) Bordley, John, Johns Hopkins Hospital, Baltimore, MD 21205
- 1988 (1961) Bradley, Wesley H., 13 Saybrook East, Glenmont, NY 12077
- 1988 (1964) Brockman, Seymour J., 2080 Century Park East, Suite 101, Los Angeles, CA 90067
- 1992 (1972) Caparosa, Ralph J., 420 E. North Ave. 402, Pittsburgh, PA 15212-4746
- 1990 (1958) Cody, Claude C. III, 820 Memorial Hospital, Professional Building, Houston, TX 77074
- 1992 (1969) Cody, D. Thane, 541 LeMaster Dr., Ponte Vedra Beach, FL 32082
- 1990 (1966) Cole, James M., Geisinger Medical Center, Danville, PA 17821
- 1989 (1968) Compere, Wesley E., 3755 Anacodo Blvd., No. 503, LeMesa, CA 91941
- 1981 (1961) Daly, John F., 16 North Brae Crt., Tenafly, NJ 07670
- 1989 (1958) Derlacki, Eugene L., Northwestern Medical Faculty Foundation, 707 N Fairbanks Crt., Suite 1010, Chicago, IL 60611
- 1979 (1959) Dolowitz, David A., Box 524, Toquerville, UT 84774

- 1971 (1939) Druss, Joseph G., 145 East 92nd St., New York, NY 10028
- 1988 (1957) Farrior, J. Brown, 509 West Bay St., Tampa, FL 33606
- 1973 (1953) Glorig, Aram, 2100 West Third St., Los Angeles, CA 90057
- 1985 (1950) Goodhill, Victor, 715 North Walden Dr., Beverly Hills, CA 90210
- 1992 (1972) Hilding, David A., #1 Hospital Dr., Price, UT 84501
- 1975 (1951) Hilger, Jerome A., 650 Jackson St., St. Paul, MN 55101
- 1990 (1970) Hohmann, Albert, 3154 Shoreline Lane, St. Paul, MN 55112-3764
- 1990 (1960) Hough, Jack V., 3400 NW 56th St., Oklahoma City, OK 73112
- 1975 (1947) House, Howard P., 2100 West Third St., Los Angeles, CA 90057
- 1975 (1953) Jordan, Raymond E., 520 Bay Villas Lane, Naples FL 33963
- 1972 (1952) Juers, Arthur L., 5701 Coach Gate Wyada, Apt. 50, Louisville, KY 40207
- 1981 (1954) Kos, Clair M., One Knollwood Lane, Iowa City, IA 52240
- 1980 (1952) McQuiston, Ralph J., 20 North Meridian St., Indianapolis, IN 46204
- 1987 (1975) Marcus, Richard E., 691 Sheridan Rd., Winnetka, IL 60093
- 1990 (1974) Michelson, Robin P., A717, 400 Parnassus Ave., San Francisco, CA 94143
- 1989 (1965) Moon, Cary N. Jr., 1135 Inglecress Dr., Charlottesville, VA 22901
- 1987 (1952) Moore, James A., 525 East 68th St., New York, NY, 10022
- 1978 (1957) Myers, David, 2401 Pennsylvania Ave., Philadelphia, PA 19130
- 1992 (1975) Powers, W. Hugh, 728 Wind Willow Way, Simi Valley, CA 93065
- 1983 (1959) Proud, Gunner O., 3721 West 87th St., Shawnee Mission, KS 66206
- 1983 (1958) Rambo, J. H. Thomas, 150 East 77th St., New York, NY 10021
- 1991 (1969) Robinson, Mendell, 130 Waterman St., Providence, RI 02906
- 1992 (1967) Rubin, Wallace, 3434 Houma Blvd., Metairie, LA 70006
- 1988 (1967) Schiff, Maurice, UCSD Campus Medical Group, 513 Wm Osler Lane (M041), La Jolla, CA 92093

- 1987 (1966) Schlosser, Woodrow D., 1557A Pheasant Walk, Fort Pierce, FL 34950
- 1990 (1957) Schuknecht, Harold F., 243 Charles St., Boston, MA 02113
- 1975 (1950) Shambaugh, George Jr., 40 South Clay St., Hinsdale, IL 60521
- 1976 (1952) Simonton, Kinsey M., 1000 Vicars Landing Way F203, Ponte Vedra, FL 32082
- 1980 (1958) Smith, J. Brydon, 21 Farrington Dr., Willow Dale, ON, Canada M2L 2B4
- 1990 (1967) Stroud, Malcolm H., 517 South Euclid Ave., St. Louis, MO 63110
- 1971 (1947) Stuart, Edwin A., 6278 Oakland Rd., Halifax, Nova Scotia, Canada B3H 1P2
- 1990 (1961) Tabb, Harold G., 1430 Tulane Ave., New Orleans, LA 70112
- 1985 (1965) Taylor, G. Dekle, 13500 Mandarin Rd., Jacksonville, FL 32223
- 1984 (1974) Torok, Nicholas, 42 Portwine Rd., Clarendon Hills, IL 60514
- 1972 (1946) Truex, Edward H., 37 Farmington Rd., Wethersfield, CT 06109
- 1981 (1962) Waltner, Jules G., 161 Fort Washington Ave., New York, NY 10032
- 1989 (1972) Wilson, William H., 1133 Oneida St., Denver, CO 80220
- 1986 (1964) Withers, Ben T., 4703 Ivanhoe, Houston, TX 77027
- 1975 (1953) Work, Walter P., 172 Paseo De Golf, Green Valley, AZ 85614
- 1987 (1964) Wright, William K., 3671 Delmonte, Houston, TX 77019
- 1990 (1978) Wright, J. William Jr., 7474 Holiday Drive E., Indianapolis, IN 46260-3612

*Emeritus Members*

- 1992 (1977) Bergstrom, Lavonne, 304 20th St., Manhattan Beach, CA 90266
- 1979 (1963) Boyd, Harold M. E., 1007 South Catalina Ave., Redondo Beach, CA 90027
- 1973 (1957) Tolan, John F., 3419 47th Ave., NE, Seattle, WA 98105

*Associate Members*

- 1992 Altschuler, Richard A., Kresge Hearing Research Institute, University of Michigan, 1301 N. Ann St., Ann Arbor, MI 48109-0506
- 1979 Bohne, Barbara A., 517 South Euclid Ave., St. Louis, MO 63110

- 1978 Butler, Robert A., Department of Surgery, University of Chicago, Chicago, IL 60637
- 1973 Fernandez, Cesar, 6019 Ingleside Ave., Chicago, IL 60637
- 1959 Graybiel, Ashton, PO Box 4063, Warrington, FL 32507
- 1977 Gussen, Ruth, UCLA School of Medicine, Rehabilitation Center 32-34, Los Angeles, CA 90024
- 1992 Hamid, Mohamed A., 50 Greentree, Moreland Hills, OH 44022
- 1992 Hannley, Maureen T., American Academy of Otolaryngology—Head and Neck Surgery, 1 Prince St., Alexandria, VA 22314
- 1972 Hawkins, Joseph E. Jr., Kresge Hearing Research Institute, Ann Arbor, MI 48104
- 1989 Hinojosa, Raul, 5316 Hyde Park Blvd., Chicago, IL 60615
- 1972 Honrubia, Vincente, 850 North Beverly Glen Blvd., Los Angeles, CA 90024
- 1973 Igarashi, Makoto, Moto Azabu 3-12-18, Minatoku, Tokyo, Japan
- 1960 Johnson, Walter H., University of Toronto, Dept. of Otolaryngology, Toronto, ON, Canada
- 1979 Johnsson, Lars-Goran, Simmarstigen 10A2, Helsinki 33 Finland
- 1980 Juhn, S. K., University of Minnesota, Medical School, Minneapolis, MN 55414
- 1969 Kiang, Nelson Y. S., 18 Cedar Lane Way, Boston, MA 02108
- 1978 Kimura, Robert S.D., 243 Charles St. Boston, MA 02114
- 1959 Lawrence, Merle, 1535 Shorelands Dr., East, Vero Beach, FL 32960
- 1973 Lim, David J., Bldg. 31, Rm. 3C06, NIH, 900 Rockville Pike, Bethesda, MD 20892
- 1986 Merzenich, Michael, University of California, Coleman Laboratory HSE 871, San Francisco, CA 94143
- 1979 Miller, Josef M., University of Michigan, Kresge Hearing Research Institute, Ann Arbor, MI 48109
- 1985 Morizono, Tetsuo, Rm. 195B, Research East Bldg., 2630 University Ave. SE, Minneapolis, MN 55414
- 1978 Neff, William D., Center for Neural Sciences, Indiana University, Bloomington, IN 47401
- 1970 Rosenblith, Walter A., Rm. 3-240, Mass. Inst. of Tech., Cambridge, MA 02139
- 1986 Rubel, Edwin W., Dept. of Otolaryngology, RL-30 University of Washington, Seattle, WA 98195

- 1989 Ryu, Jai H., Dept. of Otolaryngology, Bowman Gray School of Medicine, Winston-Salem, NC 27103
- 1975 Sando, Isamu, 230 Lothrop St., Pittsburgh, PA 15213
- 1992 Schacht, Jochen, Kresge Hearing Research Institute, University of Michigan, 1301 East Ann St., Ann Arbor, MI 48109-0506
- 1950 Silverman, S. Richard, 2510 NW 38th St., Gainesville, FL 32601
- 1962 Smith, Catherine A., 16200 S Pacific Hwy 34, Lake Oswego, OR 97201
- 1992 Snyder, Jack McLean, Dept. of Otolaryngology, RL-30 University of Washington, Seattle, WA 98195
- 1971 Thalmann, Ruediger, 517 South Euclid Ave., St. Louis, MO 63110
- 1970 Valvassori, Galdino, 55 East Washington, Chicago, IL 60602
- 1987 Van De Water, Thomas, Albert Einstein College of Medicine, 1300 Morris Park Ave., Bronx, NY 10461
- 1974 Vernon, Jack A., University of Oregon, Medical School, Portland, OR 97201

- 1971 Ward, W. Dixon, 2630 University Ave. SE, Minneapolis, MN 55414
- 1984 Zwislocki, Jozef J., Institute of Sensory Research, Syracuse University, Syracuse, NY 13210

*Honorary Members*

- 1985 Fisch, Ugo, Forchstrasse 26, Erlenbach, Switzerland
- 1992 Goldstein, Jerome C., American Academy of Otolaryngology—Head and Neck Surgery, 1 Prince St., Alexandria, VA 22314
- 1968 Jongkees, L. B. W., Reijnier Vinkeleskade 71, 1071 S2 Amsterdam, The Netherlands
- 1985 Morrison, Andrew, 38 Devonshire, London W1, England
- 1992 Nomura, Yasuya, Dept. of Otolaryngology, Showa University 1-5-8 Hatanodai, Shinagawa-ku, Tokyo 142, Japan
- 1983 Portmann, Michel, 114 Ave. de' Ares, 33000 Bordeaux, France
- 1952 Ruedi, Luzius, Zollikerstrasse 185, CH 8008 Zurich, Switzerland

**DECEASED MEMBERS**

*Deceased Honorary Members*

- Dr. Gorham Bacon  
 Sir Charles A. Ballance  
 Dr. Alexander Graham Bell  
 Dr. Albert H. Buck  
 Dr. Cordia C. Bunch  
 Sir Terence Cawthorne  
 Dr. E. H. Clarke  
 Dr. Edward B. Dench  
 Sir Alexander Ewing  
 Dr. John S. Fraser  
 Dr. Alexander Gray  
 Dr. J. Orne Green  
 Dr. Stacy R. Guild  
 Dr. Edward L. Holmes  
 Dr. Gunnar Holmgren  
 Dr. Frederick L. Jack  
 Dr. Herman Knapp  
 Dr. Julius Lempert  
 Dr. H. Luc  
 Sir William Macewen

- Dr. R. Magnus  
 Dr. A. Mathewson  
 Dr. A. F. Mayer  
 Dr. Dayton C. Miller  
 Dr. F. R. Nager  
 Dr. G. H. Parker  
 Dr. Thomas R. Pooley  
 Dr. Jonathan S. Prout  
 Dr. Gordon D. L. Smyth  
 Dr. John Tait  
 Dr. E. Williams  
 Dr. Georg von Békésy  
 Mr. R. L. Wegel  
 Dr. Horst L. Wüllstein  
 Dr. Fritz Zöllner

*Deceased Associate Members*

- Dr. Barry J. Anson  
 Dr. Theodore H. Bast  
 Dr. Raymond Carhart  
 Dr. Walter Page Covell

- Dr. Hallowell Davis  
 Dr. Gosta F. Dohlman  
 Dr. William G. Hardy  
 Dr. Scott N. Reger  
 Dr. Juergen Tonndorf  
 Dr. Ernest Glen Wever  
 Dr. Dorothy Wolff

*Deceased Senior Members*

- Dr. Arthur M. Alden  
 Dr. Henry A. Alderton  
 Dr. Emil Amberg  
 Dr. J. A. Andrews  
 Dr. Walter P. Anthony  
 Dr. Howard C. Ballenger  
 Dr. R. Barclay  
 Dr. John F. Barnhill  
 Dr. Milos Basek  
 Dr. Joseph C. Beck  
 Dr. Herbert S. Birkett  
 Dr. Hugh B. Blackwell

- Dr. Lawrence R. Boies  
 Dr. Charles R. C. Borden  
 Dr. Wesley C. Bowers  
 Dr. Greydon G. Boyd  
 Dr. William C. Braislin  
 Dr. J. Mackenzie Brown  
 Dr. Lester A. Brown  
 Dr. J. Hammond Bryan  
 Dr. W. S. Bryant  
 Dr. Ernest U. Buckman  
 Dr. Ralph Butler  
 Dr. Edward H. Campbell  
 Dr. Paul A. Campbell  
 Dr. Norton Canfield  
 Dr. Franklin P. Capron  
 Dr. George M. Coates  
 Dr. Claude C. Cody II  
 Dr. William E. Cowen  
 Dr. Gerard H. Cox  
 Dr. Samuel J. Crowe  
 Dr. Daniel S. Cuning  
 Dr. Francis W. Davison  
 Dr. Ewing W. Day  
 Dr. Kenneth M. Day  
 Dr. David D. DeWeese  
 Dr. John K. M. Dickie  
 Dr. Francis P. Emerson  
 Dr. Joseph B. Emerson  
 Dr. John F. Fairbairn  
 Dr. George Fiske  
 Dr. Glassell S. Fitz-Hugh  
 Dr. Harry Friedenwald  
 Dr. Albert C. Furstenberg  
 Dr. Thomas C. Galloway  
 Dr. Joseph L. Goldman  
 Dr. Perry Goldsmith  
 Dr. Louis K. Guggenheim  
 Dr. George W. Hale  
 Dr. O. Eric Hallberg  
 Dr. Thomas H. Halsted  
 Dr. Philip Hammond  
 Dr. Fred Harbert  
 Dr. James A. Harrill  
 Dr. Thomas J. Harris  
 Dr. David Harrower  
 Dr. N. Darrell Harvey  
 Dr. Anderson C. Hilding  
 Dr. Frederick T. Hill  
 Dr. Erastus E. Holt  
 Dr. Frank T. Hopkins  
 Dr. Thomas Hubbard  
 Dr. Lester M. Hubby  
 Dr. Robert John Hunter  
 Dr. John M. Ingersoll  
 Dr. Percy E. Ireland

- Dr. DeForest C. Jarvis  
 Dr. William H. Johnston  
 Dr. Isaac H. Jones  
 Dr. Richard Jordan  
 Dr. George Keleman  
 Dr. Isaac D. Kelley Jr.  
 Dr. Beverly R. Kennon  
 Dr. John D. Kernan  
 Dr. Philip D. Kerrison  
 Dr. Charles E. Kinney  
 Dr. Frank D. Lathrop  
 Dr. George A. Leland  
 Dr. John C. Lester  
 Dr. Eugene R. Lewis  
 Dr. Robert Lewis  
 Dr. Alfred Lewy  
 Dr. Dean M. Lierle  
 Dr. Harold I. Lillie  
 Dr. John R. Lindsay  
 Dr. Francis B. Loring  
 Dr. David B. Lovell  
 Dr. Karl Lowy  
 Dr. Moses Hyman Lurie  
 Dr. Harry W. Lyman  
 Dr. Douglas Macfarlan  
 Dr. Robert C. Martin  
 Dr. William B. Mason  
 Dr. Kenneth McAskile  
 Dr. James F. McCaw  
 Dr. Francis H. McGovern  
 Dr. James F. McKernon  
 Dr. James W. McLaurin  
 Dr. Bernard J. McMahon  
 Dr. William J. McNally  
 Dr. Robert C. McNaught  
 Dr. Cyrus S. Merrill  
 Dr. M. Valentine Miller  
 Dr. William Mithofer  
 Dr. Robert L. Moorhead  
 Dr. Robert C. Myles  
 Dr. Page Northington  
 Dr. Francis R. Packard  
 Dr. John R. Page  
 Dr. Peter N. Pastore  
 Dr. George L. Pattee  
 Dr. Henry Perlman  
 Dr. Wendell C. Phillips  
 Dr. LeRoy M. Polvogt  
 Dr. Bruce Proctor  
 Dr. Arthur W. Proetz  
 Dr. Aubry G. Rawlings  
 Dr. Henry O. Reik  
 Dr. Wm. S. Renner  
 Dr. Huntington Richards  
 Dr. Henry W. Ring

- Dr. Otto C. Risch  
 Dr. Walter Roberts  
 Dr. Bernard J. Ronis  
 Dr. Samuel Rosen  
 Dr. Harry C. Rosenberger  
 Dr. William E. Sauer  
 Dr. T. Laurence Saunders  
 Dr. Ernest Edward Scharfe  
 Dr. Harry P. Schenck  
 Dr. Eugene T. Senseney  
 Dr. Ernest M. Seydell  
 Dr. George E. Shambaugh Sr.  
 Dr. Warren B. Shattuck  
 Dr. Louis E. Silcox  
 Dr. John R. Simpson  
 Dr. E. Terry Smith  
 Dr. J. Morrisset Smith  
 Dr. Franklin M. Stephens  
 Dr. Joseph T. Sullivan  
 Dr. J. M. Sutherland  
 Dr. Harold G. Tobey  
 Dr. George Edward Tremble  
 Dr. D. Harold Walker  
 Dr. David Webster  
 Dr. Samuel B. Westlake  
 Dr. Edward Wheelock  
 Dr. Joseph A. White  
 Dr. George H. Willcutt  
 Dr. J. Gordon Wilson  
 Dr. Earl Leroy Wood

*Deceased Active Members*

- Dr. Frank W. Abbott  
 Dr. Maxwell Abramson  
 Dr. Victor R. Alfaro  
 Dr. John L. Adams  
 Dr. C. R. Agnew  
 Dr. W. F. Akin  
 Dr. Henry A. Alderton  
 Dr. H. P. Allen  
 Dr. Franz Altmann  
 Dr. Richard T. Atkins  
 Dr. James A. Babbitt  
 Dr. Shirley H. Baron  
 Dr. Edwin W. Bartlett  
 Dr. T. Passmore Berens  
 Dr. Gordon Berry  
 Dr. Clarence J. Blake  
 Dr. Charles D. Blassingame  
 Dr. Henry P. Cahill  
 Dr. Don M. Campbell  
 Dr. R. Bishop Canfield  
 Dr. T. E. Carmody  
 Dr. Cornelius G. Coakley

Dr. Eugene A. Crockett  
 Dr. John P. Davidson  
 Dr. L. W. Dean  
 Dr. J. H. Dix  
 Dr. Ernest E. Doble  
 Dr. J. W. Downey Jr.  
 Dr. Arthur B. Duel  
 Dr. E. Dwyer  
 Dr. James G. Dwyer  
 Dr. Wells P. Eagleton  
 Dr. E. P. Ely  
 Dr. Curtis C. Eves  
 Dr. Calvin B. Faunce  
 Dr. Ralph Fenton  
 Dr. Harold A. Fletcher  
 Dr. Lewis Fisher  
 Dr. Edmund P. Fowler  
 Dr. Edmund P. Fowler Jr.  
 Dr. J. W. Fowlkes  
 Dr. Edward Friedenber  
 Dr. Isidore Friesner  
 Dr. Blanche E. Fryer  
 Dr. Edward B. Gleason  
 Dr. Max A. Goldstein  
 Dr. John Green  
 Dr. William E. Grove  
 Dr. Emil Gruening  
 Dr. Frederick R. Guilford  
 Dr. J. Swift Hanley  
 Dr. Herbert Harlan  
 Dr. Austin A. Hayden  
 Dr. Robert Henner  
 Dr. Neil J. Hepburn  
 Dr. James Hewitt  
 Dr. Jacques Holinger  
 Dr. Christian R. Holmes  
 Dr. E. L. Holmes  
 Dr. Gordon D. Hoople  
 Dr. G. Hudson-Makuen  
 Dr. Walter Hughson  
 Dr. Westley M. Hunt  
 Dr. Marvin F. Jones  
 Dr. John L. Kemink  
 Dr. Joseph A. Kenefick  
 Dr. Jordan King  
 Dr. Charles J. Kipp  
 Dr. Frank B. Kistner  
 Dr. H. F. G. Kobrak  
 Dr. D. Braden Kyle  
 Dr. J. W. Lawton

Dr. Francis L. Lederer  
 Dr. Donald K. Lewis  
 Dr. W. S. Little  
 Dr. H. W. Loeb  
 Dr. J. E. Logan  
 Dr. C. J. Lundy  
 Dr. Stephen H. Lutz  
 Dr. James H. Maxwell  
 Dr. Jacob L. Maybaum  
 Dr. Carl H. McCaskey  
 Dr. John McCoy  
 Dr. Hollie E. McHugh  
 Dr. Read J. McKay  
 Dr. Philip E. Meltzer  
 Dr. Clifton M. Miller  
 Dr. Horace J. Miller  
 Dr. W. W. Moreland  
 Dr. Lewis F. Morrison  
 Dr. Harris P. Mosher  
 Dr. William V. Mullin  
 Dr. C. Stewart Nash  
 Dr. Horace Newhart  
 Dr. James E. H. Nichols  
 Dr. Frank J. Novak Jr.  
 Dr. Henry Noyes  
 Dr. Charles E. Perkins  
 Dr. Norval H. Pierce  
 Dr. Edw. M. Plummer  
 Dr. Max E. Pohlman  
 Dr. Oren D. Pomeroy  
 Dr. Charles T. Porter  
 Dr. Barton H. Potts  
 Dr. John B. Potts  
 Dr. George Powers  
 Dr. John B. Rae  
 Dr. B. Alexander Randall  
 Dr. Wm. Rankin Jr.  
 Dr. J. M. Ray  
 Dr. George L. Richards  
 Dr. Stephen O. Richey  
 Dr. Charles E. Rider  
 Dr. F. W. Ring  
 Dr. Arthur W. de Roaldes  
 Dr. James M. Robb  
 Dr. Charles M. Robertson  
 Dr. John A. Robinson  
 Dr. William K. Rogers  
 Dr. D. B. St. John Roosa  
 Dr. Harry Rosenwasser  
 Dr. Ellison L. Ross

Dr. Samuel B. St. John  
 Dr. Wm. W. Seely  
 Dr. Lyle M. Sellers  
 Dr. Ben H. Senturia  
 Dr. John B. Shapleigh  
 Dr. Henry L. Shaw  
 Dr. John J. Shea  
 Dr. John E. Sheppard  
 Dr. Burt R. Shurly  
 Dr. Benjamin H. Shuster  
 Dr. Clarence H. Smith  
 Dr. S. MacCuen Smith  
 Dr. Campbell Smyth  
 Dr. Sargent F. Snow  
 Dr. Robert Sonnenschein  
 Dr. Francis A. Sooy  
 Dr. Edmund D. Spear  
 Dr. Frank Sprague  
 Dr. George T. Stevens  
 Dr. George Strawbridge  
 Dr. Lloyd A. Storrs Jr.  
 Dr. Joseph A. Stucky  
 Dr. Edward B. Sutphen  
 Dr. Theron Y. Sutphen  
 Dr. H. Marshall Taylor  
 Dr. Lewis H. Taylor  
 Dr. Samuel Theobald  
 Dr. John J. Thomson  
 Dr. William Thomson  
 Dr. Robert Tilley  
 Dr. George L. Tobey Jr.  
 Dr. Thomas L. Tolan  
 Dr. Claude T. Uren  
 Dr. Harris H. Vail  
 Dr. J. J. B. Vermyne  
 Dr. Antonie B. Voislavsky  
 Dr. Theodore E. Walsh  
 Dr. Francis L. Weille  
 Dr. Jacob C. Wendell  
 Dr. Wm. P. Wherry  
 Dr. Leon E. White  
 Dr. Fred Whiting  
 Dr. Henry L. Williams  
 Dr. Horace J. Williams  
 Dr. Frederick M. Wilson  
 Dr. D. E. Staunton Wishart  
 Dr. V. V. Wood  
 Dr. Edward F. Ziegelman

PAST OFFICERS OF THE AMERICAN  
 OTOLOGICAL SOCIETY, INC.  
 AND  
 SITES OF ANNUAL MEETINGS

- |      |  |      |   |      |   |
|------|--|------|---|------|---|
| 1868 | Dr. E. Williams, Chairman<br>Dr. C. E. Rider, Secy.<br>Ocean House, Newport, RI  | 1879 | Dr. A. H. Buck, Pres.<br>Dr. C. H. Burnett, Vice-Pres.<br>Dr. J. O. Green, Sec. Treas.<br>Aquidneck House, Newport, RI                | 1890 | Dr. J. J. B. Vermyne, Sec.-Treas.<br>Pequot House, New London, CT   |
| 1869 | Dr. E. Williams, Pres.<br>Dr. C. E. Rider, Sec.-Treas.<br>Atlantic Hotel, Newport, RI  | 1880 | Dr. A. H. Buck, Pres.<br>Dr. C. H. Burnett, Vice-Pres.<br>Dr. J. J. B. Vermyne, Sec.-Treas.<br>Masonic Building, Newport, RI          | 1891 | Dr. O. D. Pomeroy, Pres.<br>Dr. Gorham Bacon, Vice-Pres.<br>Dr. J. J. B. Vermyne, Sec.-Treas.<br>Hotel Kaaterskill, Catskill, NY      |
| 1870 | Dr. H. D. Noyes, Pres.<br>Dr. E. L. Holmes, Vice-Pres.<br>Dr. C. E. Rider, Secy.<br>Atlantic Hotel, Newport, RI                        | 1881 | Dr. J. O. Green, Pres.<br>Dr. J. S. Prout, Vice-Pres.<br>Dr. J. J. B. Vermyne, Sec.-Treas.<br>Masonic Building, Newport, RI           | 1892 | Dr. Gorham Bacon, Pres.<br>Dr. H. Richards, Vice-Pres.<br>Dr. J. J. B. Vermyne, Sec.-Treas.<br>Arlington House, Washington, DC        |
| 1871 | Dr. H. D. Noyes, Pres.<br>Dr. E. L. Holmes, Vice Pres.<br>Dr. J. O. Green, Sec.-Treas.<br>Ocean House, Newport, RI                     | 1882 | Dr. J. O. Green, Pres.<br>Dr. J. S. Prout, Vice-Pres.<br>Dr. J. J. B. Vermyne, Sec.-Treas.<br>Ft. Wm. Henry Hotel, Lake<br>George, NY | 1893 | Dr. Gorham Bacon, Pres.<br>Dr. H. Richards, Vice-Pres.<br>Dr. J. J. B. Vermyne, Sec.-Treas.<br>Fort Griswold House, New<br>London, CT |
| 1872 | Dr. H. D. Noyes, Pres.<br>Dr. E. L. Holmes, Vice-Pres.<br>Dr. J. O. Green, Sec.-Treas.<br>Ocean House, Newport, RI                     | 1883 | Dr. J. O. Green, Pres.<br>Dr. J. S. Prout, Vice-Pres.<br>Dr. J. J. B. Vermyne, Sec.-Treas.<br>Hotel Kaaterskill, Catskill, NY         | 1894 | Dr. Gorham Bacon, Pres.<br>Dr. H. Richards, Vice-Pres.<br>Dr. J. J. B. Vermyne, Sec.-Treas.<br>Fort Griswold House, New<br>London, CT |
| 1873 | Dr. H. D. Noyes, Pres.<br>Dr. E. L. Holmes, Vice-Pres.<br>Dr. J. O. Green, Sec.-Treas.<br>Rice's Rooms, Newport, RI                    | 1884 | Dr. J. O. Green, Pres.<br>Dr. J. S. Prout, Vice-Pres.<br>Dr. J. J. B. Vermyne, Sec.-Treas.<br>Hotel Kaaterskill, Catskill, NY         | 1895 | Dr. Gorham Bacon, Pres.<br>Dr. A. Mathewson, Vice-Pres.<br>Dr. J. J. B. Vermyne, Sec.-Treas.<br>Arlington House, Washington, DC       |
| 1874 | Dr. D. B. St. John Roosa, Pres.<br>Dr. C. J. Blake, Vice-Pres.<br>Dr. J. O. Green Sec.-Treas.<br>Aquidneck House, Newport, RI          | 1885 | Dr. C. H. Burnett, Pres.<br>Dr. J. S. Prout, Vice-Pres.<br>Dr. J. J. B. Vermyne, Sec.-Treas.<br>Pequot House, New London, CT          | 1896 | Dr. Arthur Mathewson, Pres.<br>Dr. H. G. Miller, Vice-Pres.<br>Dr. J. J. B. Vermyne, Sec.-Treas.<br>Pequot House, New London, CT      |
| 1875 | Dr. D. B. St. John Roosa, Pres.<br>Dr. C. J. Blake, Vice-Pres.<br>Dr. J. O. Green Sec.-Treas.<br>Aquidneck House, Newport, RI          | 1886 | Dr. C. H. Burnett, Pres.<br>Dr. J. S. Prout, Vice-Pres.<br>Dr. J. J. B. Vermyne, Sec.-Treas.<br>Pequot House, New London, CT          | 1897 | Dr. Arthur Mathewson, Pres.<br>Dr. H. G. Miller, Vice-Pres.<br>Dr. J. J. B. Vermyne, Sec.-Treas.<br>Pequot House, New London, CT      |
| 1876 | Dr. D. B. St. John Roosa, Pres.<br>Dr. C. J. Blake, Vice-Pres.<br>Dr. J. O. Green Sec.-Treas.<br>Chickering Hall, New York<br>City, NY | 1887 | Dr. J. O. Green, Pres.<br>Dr. J. S. Prout, Vice-Pres.<br>Dr. J. J. B. Vermyne, Sec.-Treas.<br>Pequot House, New London, CT            | 1898 | Dr. Arthur Mathewson, Pres.<br>Dr. H. G. Miller, Vice-Pres.<br>Dr. J. J. B. Vermyne, Sec.-Treas.<br>Pequot House, New London, CT      |
| 1877 | Dr. C. J. Blake, Pres.<br>Dr. A. H. Buck, Vice-Pres.<br>Dr. J. O. Green, Sec.-Treas.<br>Cataract House, Niagara Falls, NY              | 1888 | Dr. J. O. Green, Pres.<br>Dr. J. S. Prout, Vice-Pres.<br>Dr. J. J. B. Vermyne, Sec.-Treas.<br>Pequot House, New London, CT            | 1899 | Dr. Arthur Mathewson, Pres.<br>Dr. H. G. Miller, Vice-Pres.<br>Dr. Fred. L. Jack, Sec.-Treas.   |
| 1878 | Dr. C. J. Blake, Pres.<br>Dr. A. H. Buck, Vice-Pres.<br>Dr. J. O. Green, Sec.-Treas.<br>Aquidneck House, Newport, RI                   | 1889 | Dr. J. O. Green, Pres.<br>Dr. Gorham Bacon, Vice-Pres.  |      |   |

Pequot House, New London, CT

1900 Dr. H. G. Miller, Pres.  
Dr. B. Alex. Randall, Vice-Pres.  
Dr. Fred. L. Jack, Sec.-Treas.  
Washington, DC

1901 Dr. H. G. Miller, Pres.  
Dr. B. Alex. Randall, Vice-Pres.  
Dr. Fred. L. Jack, Sec.-Treas.  
Pequot House, New London, CT

1902 Dr. H. G. Miller, Pres.  
Dr. B. Alex. Randall, Vice-Pres.  
Dr. Fred. L. Jack, Sec.-Treas.  
Pequot House, New London, CT

1903 Dr. B. Alex. Randall, Pres.  
Dr. Wm. H. Carmalt, Vice-Pres.  
Dr. Fred. L. Jack, Sec.-Treas.  
Arlington Hotel, Washington, DC

1904 Dr. B. Alex. Randall, Pres.  
Dr. Wm. H. Carmalt, Vice-Pres.  
Dr. Fred. L. Jack, Sec.-Treas.  
Hotel Chelsea, Atlantic City, NJ

1905 Dr. B. Alex. Randall, Pres.  
Dr. Wm. H. Carmalt, Vice-Pres.  
Dr. Fred. L. Jack, Sec.-Treas.  
Medical Library, Boston, MA

1906 Dr. Emil Gruening, Pres.  
Dr. C. J. Kipp, Vice-Pres.  
Dr. Fred. L. Jack, Sec.-Treas.  
Academy of Medicine, New York City, NY

1907 Dr. Emil Gruening, Pres.  
Dr. C. J. Kipp, Vice-Pres.  
Dr. Fred. L. Jack, Sec.-Treas.  
Arlington House, Washington, DC

1908 Dr. C. J. Kipp, Pres.  
Dr. S. Theobald, Vice-Pres.  
Dr. J. F. McKernon, Sec.-Treas.  
Griswold House, New London, CT

1909 Dr. Fred. L. Jack, Pres.  
Dr. R. A. Reeve, Vice-Pres.  
Dr. J. F. McKernon, Sec.-Treas.  
Griswold House, New London, CT

1910 Dr. Fred. L. Jack, Pres.  
Dr. R. A. Reeve, Vice-Pres.  
Dr. J. F. McKernon, Sec.-Treas.

Arlington House, Washington, DC

1911 Dr. Edward B. Dench, Pres.  
Dr. C. W. Richardson, Vice-Pres.  
Dr. J. F. McKernon, Sec.-Treas.  
Hotel Chelsea, Atlantic City, NJ

1912 Dr. Edward B. Dench, Pres.  
Dr. C. W. Richardson, Vice-Pres.  
Dr. J. F. McKernon, Sec.-Treas.  
Hotel Chelsea, Atlantic City, NJ

1913 Dr. J. F. McKernon, Pres.  
Dr. E. A. Crockett, Vice-Pres.  
Dr. John B. Rae, Sec.-Treas.  
Hotel Raleigh, Washington, DC

1914 Dr. J. F. McKernon, Pres.  
Dr. E. A. Crockett, Vice-Pres.  
Dr. John B. Rae, Sec.-Treas.  
Hotel Chelsea, Atlantic City, NJ

1915 Dr. C. W. Richardson, Pres.  
Dr. C. R. Holmes, Vice-Pres.  
Dr. John B. Rae, Sec.-Treas.  
Clifton Hotel, Niagara Falls, Canada

1916 Dr. C. W. Richardson, Pres.  
Dr. C. R. Holmes, Vice-Pres.  
Dr. John B. Rae, Sec.-Treas.  
Hotel Raleigh, Washington, DC

1917 Dr. C. R. Holmes, Pres.  
Dr. Norval H. Pierce, Vice-Pres.  
Dr. John B. Rae, Sec.-Treas.  
Hotel Chelsea, Atlantic City, NJ

1918 Dr. Norval H. Pierce, Pres.  
Dr. Ewing W. Day, Vice-Pres.  
Dr. G. Shambaugh Sr, Sec.-Treas.  
Hotel Chelsea, Atlantic City, NJ

1919 Dr. Ewing W. Day, Pres.  
Dr. Robert Lewis, Vice-Pres.  
Dr. G. Shambaugh Sr, Sec.-Treas.  
Hotel Chelsea, Atlantic City, NJ

1920 Dr. Robert Lewis, Pres.  
Dr. W. P. Eagleton, Vice-Pres.  
Dr. Thos. J. Harris, Sec.-Treas.  
Copley-Plaza Hotel, Boston, MA

1921 Dr. W. P. Eagleton, Pres.  
Dr. H. S. Birkett, Vice-Pres.  
Dr. Thos. J. Harris, Sec.-Treas.  
Hotel Chelsea, Atlantic City, NJ

1922 Dr. H. S. Birkett, Pres.  
Dr. G. Shambaugh, Vice-Pres.

Dr. Thos. J. Harris, Sec.-Treas.  
Hotel Raleigh, Washington, DC

1923 Dr. G. Shambaugh, Pres.  
Dr. John B. Rae, Vice-Pres.  
Dr. Thos. J. Harris, Sec.-Treas.  
Ambassador Hotel, Atlantic City, NJ

1924 Dr. John B. Rae, Pres.  
Dr. D. H. Walker, Vice-Pres.  
Dr. Thos. J. Harris, Sec.-Treas.  
Hotel Raleigh, Washington, DC

1925 Dr. E. A. Crockett, Pres.  
Dr. P. D. Kerrison, Vice-Pres.  
Dr. Thos. J. Harris, Sec.-Treas.  
Hotel Raleigh, Washington, DC

1926 Dr. Thos. J. Harris, Pres.  
Dr. M. A. Goldstein, Vice-Pres.  
Dr. D. H. Walker, Sec.-Treas.  
Mt. Royal Hotel, Montreal, Canada

1927 Dr. Arthur B. Duel, Pres.  
Dr. M. A. Goldstein, Vice-Pres.  
Dr. D. H. Walker, Sec.-Treas.  
NY Acad of Medicine, New York City, NY

1928 Dr. M. A. Goldstein, Pres.  
Dr. J. G. Wilson, Vice-Pres.  
Dr. Thos. J. Harris, Sec.-Treas.  
Hotel Raleigh, Washington, DC

1929 Dr. J. G. Wilson, Pres.  
Dr. S. MacC. Smith, Vice-Pres.  
Dr. Thos. J. Harris, Sec.-Treas.  
Hotel Shelburne, Atlantic City, NJ

1930 Dr. S. MacC. Smith, Pres.  
Dr. D. H. Walker, Vice-Pres.  
Dr. Thos. J. Harris, Sec.-Treas.  
New Ocean House, Swampscott, MA

1931 Dr. D. H. Walker, Pres.  
Dr. L. W. Dean, Vice-Pres.  
Dr. Thos. J. Harris, Sec.-Treas.  
Briarcliff Lodge Hotel, Briarcliff Manor, NY

1932 Dr. L. W. Dean, Pres.  
Dr. G. L. Tobey Jr, Vice-Pres.  
Dr. Thos. J. Harris, Sec.-Treas.  
Hotel Chelsea, Atlantic City, NJ

1933 Dr. G. L. Tobey Jr, Pres.  
Dr. John R. Page, Vice-Pres.  
Dr. Thos. J. Harris, Sec.-Treas.  
Hotel Raleigh, Washington, DC

1934 Dr. John R. Page, Pres.  
Dr. Samuel J. Crowe, Vice-Pres.  
Dr. Thos. J. Harris, Sec.-Treas.  
Claridge Hotel, Atlantic City, NJ

1935 Dr. Samuel J. Crowe, Pres.  
Dr. F. R. Packard, Vice-Pres.  
Dr. Thos. J. Harris, Sec.-Treas.  
Royal York Hotel, Toronto, Canada

1936 Dr. F. R. Packard, Pres.  
Dr. E. P. Fowler, Vice-Pres.  
Dr. Thos. J. Harris, Sec.-Treas.  
Book-Cadillac Hotel, Detroit, MI

1937 Dr. E. P. Fowler, Pres.  
Dr. Harris P. Mosher, Vice-Pres.  
Dr. Thos. J. Harris, Sec.-Treas.  
Lido Country Club, Long Beach, NY

1938 Dr. Harris P. Mosher, Pres.  
Dr. Isidore Friesner, Vice-Pres.  
Dr. Thos. J. Harris, Sec.-Treas.  
Hotel Claridge, Atlantic City, NJ

1939 Dr. Isidore Friesner, Pres.  
Dr. Horace Newhart, Vice-Pres.  
Dr. Thos. J. Harris, Sec.-Treas.  
Westchester Country Club, Rye, NY

1940 Dr. Horace Newhart, Pres.  
Dr. Gordon Berry, Vice-Pres.  
Dr. Thos. J. Harris, Sec.-Treas.  
Westchester Country Club, Rye, NY

1941 Dr. George M. Coates, Pres.  
Dr. E. M. Seydell, Vice-Pres.  
Dr. Isidore Friesner, Sec.-Treas.  
Marlborough-Blenheim, Atlantic City, NJ

1942 Dr. E. M. Seydell, Pres.  
Dr. W. C. Bowers, Vice-Pres.  
Dr. Isidore Friesner, Sec.-Treas.  
Marlborough-Blenheim, Atlantic City, NJ

1943 Dr. W. C. Bowers, Pres.  
Dr. Gordon Berry, Vice-Pres.  
Dr. Isidore Friesner, Sec.-Treas.  
No Meeting

1944 Dr. W. C. Bowers, Pres.  
Dr. Gordon Berry, Vice-Pres.  
Dr. Isidore Friesner, Sec.-Treas.  
Waldorf-Astoria Hotel, New York City, NY

1945 Dr. Gordon Berry, Pres.  
Dr. Wm. E. Grove, Vice-Pres.  
Dr. Isidore Friesner, Sec.-Treas.  
No Meeting

1946 Dr. Gordon Berry, Pres.  
Dr. Wm. E. Grove, Vice-Pres.  
Dr. G. D. Hoople, Sec.-Treas.  
Drake Hotel, Chicago, IL

1947 Dr. Wm. E. Grove, Pres.  
Dr. B. J. McMahon, Vice-Pres.  
Dr. G. D. Hoople, Sec.-Treas.  
Hotel Statler, St. Louis, MO

1948 Dr. B. J. McMahon, Pres.  
Dr. Marvin F. Jones, Vice-Pres.  
Dr. G. D. Hoople, Sec.-Treas.  
Dr. J. R. Lindsay, Editor-Libr.  
The Homestead, Hot Springs, VA

1949 Dr. Marvin F. Jones, Pres.  
Dr. P. E. Meltzer, Vice-Pres.  
Dr. G. D. Hoople, Sec.-Treas.  
Dr. J. R. Lindsay, Editor-Libr.  
Hotel Biltmore, New York City, NY

1950 Dr. P. E. Meltzer, Pres.  
Dr. Kenneth M. Day, Vice-Pres.  
Dr. G. D. Hoople, Sec.-Treas.  
Dr. J. R. Lindsay, Editor-Libr.  
Mark Hopkins Hotel, San Francisco, CA

1951 Dr. Kenneth M. Day, Pres.  
Dr. G. D. Hoople, Vice-Pres.  
Dr. J. R. Lindsay, Sec.-Treas.  
Dr. H. L. Williams, Editor-Libr.  
Hotel Claridge, Atlantic City, NJ

1952 Dr. G. D. Hoople, Pres.  
Dr. A. Furstenberg, Vice-Pres.  
Dr. J. R. Lindsay, Sec.-Treas.  
Dr. H. L. Williams, Editor-Libr.  
Royal York Hotel, Toronto, Canada

1953 Dr. A. Furstenberg, Pres.  
Dr. Fred. T. Hill, Vice-Pres.  
Dr. J. R. Lindsay, Sec.-Treas.  
Dr. H. L. Williams, Editor-Libr.  
Roosevelt Hotel, New Orleans, LA

1954 Dr. Fred. T. Hill, Pres.  
Dr. D. E. S. Wishart, Vice-Pres.  
Dr. J. R. Lindsay, Sec.-Treas.  
Dr. H. L. Williams, Editor-Libr.  
Hotel Statler, Boston, MA

1955 Dr. D. E. S. Wishart, Pres.  
Dr. Wm. J. McNally, Vice-Pres.

Dr. J. R. Lindsay, Sec.-Treas.  
Dr. H. L. Williams, Editor-Libr.  
Hollywood Beach Hotel, Hollywood, FL

1956 Dr. Wm. J. McNally, Pres.  
Dr. J. R. Lindsay, Vice-Pres.  
Dr. L. R. Boies, Sec.-Treas.  
Dr. H. L. Williams, Editor-Libr.  
Seignior Club, Montebello, Quebec, Canada

1957 Dr. J. R. Lindsay, Pres.  
Dr. Dean M. Lierle, Vice-Pres.  
Dr. L. R. Boies, Sec.-Treas.  
Dr. H. L. Williams, Editor-Libr.  
Hotel Statler, Washington, DC

1958 Dr. Dean. M. Lierle, Pres.  
Dr. Moses H. Lurie, Vice-Pres.  
Dr. L. R. Boies, Sec.-Treas.  
Dr. H. L. Williams, Editor-Libr.  
Hotel Fairmont, San Francisco, CA

1959 Dr. Moses H. Lurie, Pres.  
Dr. Robt. C. Martin, Vice-Pres.  
Dr. L. R. Boies, Sec.-Treas.  
Dr. H. L. Williams, Editor-Libr.  
The Homestead, Hot Springs, VA

1960 Dr. Robt. C. Martin, Pres.  
Dr. H. L. Williams, Vice-Pres.  
Dr. L. R. Boies, Sec.-Treas.  
Dr. B. H. Senturia, Editor-Libr.  
The Deauville, Miami Beach, FL

1961 Dr. H. L. Williams, Pres.  
Dr. L. R. Boies, Vice-Pres.  
Dr. James A. Moore, Sec.-Treas.  
Dr. B. H. Senturia, Editor-Libr.  
Lake Placid Club, Lake Placid, NY

1962 Dr. L. R. Boies, Pres.  
Senator J. A. Sullivan, Vice-Pres.  
Dr. James A. Moore, Sec.-Treas.  
Dr. B. H. Senturia, Editor-Libr.  
Sheraton-Dallas Hotel, Dallas, TX

1963 Senator J. A. Sullivan, Pres.  
Dr. T. E. Walsh, Vice-Pres.  
Dr. James A. Moore, Sec.-Treas.  
Dr. B. H. Senturia, Editor-Libr.  
Hollywood Beach Hotel, Hollywood, FL

1964 Dr. T. E. Walsh, Pres.  
Dr. E. P. Fowler Jr, Vice-Pres.  
Dr. James A. Moore, Sec.-Treas.  
Dr. B. H. Senturia, Editor-Libr.  
St. Francis Hotel, San Francisco, CA



- 1965 Dr. Harry Rosenwasser, Pres.  
Dr. Howard P. House, Vice-Pres.  
Dr. James A. Moore, Sec.-Treas.  
Dr. B. H. Senturia, Editor-Libr.  
Broadmoor Hotel, Colorado  
Springs, CO
- 1966 Dr. Howard P. House, Pres.  
Dr. James A. Moore, Vice-Pres.  
Dr. W. H. Bradley, Sec.-Treas.  
Dr. B. H. Senturia, Editor-Libr.  
Americana Hotel, San Juan, PR
- 1967 Dr. James A. Moore, Pres.  
Dr. Geo. E. Shambaugh Jr,  
Vice-Pres.  
Dr. W. H. Bradley, Sec.-Treas.  
Dr. B. H. Senturia, Editor-Libr.  
Seignior Club, Montebello,  
Quebec, Canada
- 1968 Dr. Geo. E. Shambaugh Jr, Pres.  
Dr. F. D. Lathrop, Vice-Pres.  
Dr. W. H. Bradley, Sec.-Treas.  
Dr. B. H. Senturia, Editor-Libr.  
Hollywood Beach Hotel,  
Hollywood Beach, FL
- 1969 Dr. F. D. Lathrop, Pres.  
Dr. F. L. Lederer, Vice-Pres.  
Dr. W. H. Bradley, Sec.-Treas.  
Dr. B. H. Senturia, Editor-Libr.  
Hotel Roosevelt, New Orleans, LA
- 1970 Dr. F. L. Lederer, Pres.  
Dr. J. E. Bordley, Vice-Pres.  
Dr. W. H. Bradley, Sec.-Treas.  
Dr. B. H. Senturia, Editor-Libr.  
Hollywood Beach Hotel,  
Hollywood Beach, FL
- 1971 Dr. J. E. Bordley, Pres.  
Dr. W. P. Work, Vice-Pres.  
Dr. W. H. Bradley, Sec.-Treas.  
Dr. B. H. Senturia, Editor-Libr.  
San Francisco Hilton, San  
Francisco, CA
- 1972 Dr. W. P. Work, Pres.  
Dr. B. H. Senturia, Vice-Pres.  
Dr. W. H. Bradley, Sec.-Treas.  
Dr. B. F. McCabe, Editor-Libr.  
The Breakers, Palm Beach, FL
- 1973 Dr. B. H. Senturia, Pres.  
Dr. W. H. Bradley, Vice-Pres.  
Dr. G. Dekle Taylor, Sec.-Treas.  
Dr. B. F. McCabe, Editor-Libr.  
Chase-Park Plaza, St.  
Louis, MO
- 1974 Dr. W. H. Bradley, Pres.  
Dr. L. A. Brown, Vice-Pres.  
Dr. G. Dekle Taylor, Sec.-Treas.  
Dr. B. F. McCabe, Editor-Libr.  
The Breakers, Palm Beach, FL
- 1975 Dr. L. A. Brown, Pres.  
Dr. V. Goodhill, Vice-Pres.  
Dr. G. Dekle Taylor, Sec.-Treas.  
Dr. B. F. McCabe, Editor-Libr.  
Hyatt Regency Atlanta,  
Atlanta, GA
- 1976 Dr. V. Goodhill, Pres.  
Dr. H. F. Schuknecht, Vice-Pres.  
Dr. G. Dekle Taylor, Sec.-Treas.  
Dr. B. F. McCabe, Editor-Libr.  
The Breakers, Palm Beach, FL
- 1977 Dr. H. F. Schuknecht, Pres.  
Dr. C. M. Kos, Vice-Pres.  
Dr. G. Dekle Taylor, Sec.-Treas.  
Dr. R. R. Gacek, Editor-Libr.  
Sheraton-Boston Hotel,  
Boston, MA
- 1978 Dr. C. M. Kos, Pres.  
Dr. G. Dekle Taylor, Vice-Pres.  
Dr. C. N. Moon Jr, Sec.-Treas.  
Dr. R. R. Gacek, Editor-Libr.  
The Breakers, Palm Beach, FL
- 1979 Dr. G. Dekle Taylor, Pres.  
Dr. E. L. Derlacki, Vice-Pres.  
Dr. C. N. Moon Jr, Sec.-Treas.  
Dr. R. R. Gacek, Editor-Libr.  
The Century Plaza Hotel, Los  
Angeles, CA
- 1980 Dr. E. L. Derlacki, Pres.  
Dr. R. J. Bellucci, Vice-Pres.  
Dr. C. N. Moon Jr, Sec.-Treas.  
Dr. R. R. Gacek, Editor-Libr.  
The Breakers, Palm Beach, FL
- 1981 Dr. R. J. Bellucci, Pres.  
Dr. J. Brown Farrior, Vice-Pres.  
Dr. C. N. Moon Jr, Sec.-Treas.  
Dr. R. R. Gacek, Editor-Libr.  
The Bayshore, Vancouver,  
BC, Canada
- 1982 Dr. J. Brown Farrior, Pres.  
Dr. J. V. Hough, Vice-Pres.  
Dr. C. N. Moon Jr, Sec.-Treas.  
Dr. J. D. Clemis, Editor-Libr.  
The Breakers, Palm Beach, FL
- 1983 Dr. J. V. Hough, Pres.  
Dr. C. N. Moon Jr, Vice-Pres.  
Dr. D. Thane Cody, Sec.-Treas.
- Dr. J. D. Clemis, Editor-Libr.  
The Fairmont, New Orleans, LA
- 1984 Dr. C. N. Moon Jr, Pres.  
Dr. F. A. Sooy, Vice-Pres.  
Dr. D. Thane Cody, Sec.-Treas.  
Dr. J. D. Clemis, Editor-Libr.  
The Breakers, Palm Beach, FL
- 1985 Dr. F. A. Sooy, Pres.  
Dr. B. F. McCabe, Vice-Pres.  
Dr. D. Thane Cody, Sec.-Treas.  
Dr. J. D. Clemis, Editor-Libr.  
The Fontainebleau Hilton Hotel,  
Miami Beach, FL
- 1986 Dr. B. F. McCabe, Pres.  
Dr. H. G. Tabb, Vice-Pres.  
Dr. D. Thane Cody, Sec.-Treas.  
Dr. J. D. Clemis, Editor-Libr.  
The Breakers, Palm Beach, FL
- 1987 Dr. H. G. Tabb, Pres.  
Dr. R. R. Gacek, Vice-Pres.  
Dr. D. Thane Cody, Sec.-Treas.  
Dr. R. I. Kohut, Asst. Sec.-Treas.  
Dr. M. F. W. Smith, Editor-Libr.  
The Fairmont Hotel, Denver, CO
- 1988 Dr. R. R. Gacek, Pres.  
Dr. D. Thane Cody, Vice-Pres.  
Dr. R. I. Kohut, Sec.-Treas.  
Dr. M. F. W. Smith, Editor-Libr.  
The Breakers, Palm Beach, FL
- 1989 Dr. D. Thane Cody, Pres.  
Dr. H. A. Ted Bailey Jr, Vice-Pres.  
Dr. R. I. Kohut, Sec.-Treas.  
Dr. M. F. W. Smith, Editor-Libr.  
The Fairmont Hotel, San  
Francisco, CA
- 1990 Dr. H. A. Ted Bailey Jr, Pres.  
Dr. Wm. F. House, Vice-Pres.  
Dr. R. I. Kohut, Sec.-Treas.  
Dr. M. F. W. Smith, Editor-Libr.  
The Breakers, Palm Beach, FL
- 1991 Dr. Wm. F. House, Pres.  
Dr. M. E. Glasscock III, Vice-Pres.  
Dr. R. I. Kohut, Sec.-Treas.  
Dr. M. Abramson, Editor-Libr.  
Hyatt Regency, Waikoloa, HI
- 1992 Dr. M. E. Glasscock III, Pres.  
Dr. M. F. W. Smith, Vice-Pres.  
Dr. R. I. Kohut, Sec.-Treas.  
Dr. J. C. Farmer Jr, Editor-Libr.  
Marriott Desert Springs Resort,  
Desert Springs, CA